



OIL ANALYSIS REPORT

WEAR	NORMAL
CONTAMINATION	NORMAL
FLUID CONDITION	NORMAL

Machine Id
46773
 Component
Diesel Engine
 Fluid
DIESEL ENGINE OIL SAE 15W40 (--- QTS)

RECOMMENDATION

Resample at the next service interval to monitor. Please specify the component make and model with your next sample. Please specify the brand, type, and viscosity of the oil on your next sample.

Test	UOM	Method	Limit/Abn	Current	History1	History2
Sample Number		Client Info		WC0925934	---	---
Sample Date		Client Info		11 Apr 2024	---	---
Machine Age	mls	Client Info		62222	---	---
Oil Age	mls	Client Info		0	---	---
Filter Age	mls	Client Info		0	---	---
Oil Changed		Client Info		Changed	---	---
Filter Changed		Client Info		Changed	---	---
Sample Status				NORMAL	---	---

WEAR

Metal levels are typical for a new component breaking in.

Iron	ppm	ASTM D5185m	>100	18	---	---
Chromium	ppm	ASTM D5185m	>20	2	---	---
Nickel	ppm	ASTM D5185m	>4	2	---	---
Titanium	ppm	ASTM D5185m		<1	---	---
Silver	ppm	ASTM D5185m	>3	<1	---	---
Aluminum	ppm	ASTM D5185m	>20	7	---	---
Lead	ppm	ASTM D5185m	>40	1	---	---
Copper	ppm	ASTM D5185m	>330	98	---	---
Tin	ppm	ASTM D5185m	>15	2	---	---
Vanadium	ppm	ASTM D5185m		<1	---	---
White Metal	scalar	*Visual	NONE	NONE	---	---
Yellow Metal	scalar	*Visual	NONE	NONE	---	---

CONTAMINATION

Elevated aluminum (Al) and/or lead (Pb) and potassium (K) levels in your metals analysis are likely a result of solder flux release into the lubricant and is common on new equipment/components. There is no indication of any contamination in the oil.


Silicon	ppm	ASTM D5185m	>25	7	---	---
Potassium	ppm	ASTM D5185m	>20	11	---	---
Fuel		WC Method	>5	<1.0	---	---
Water		WC Method	>0.2	NEG	---	---
Glycol		WC Method		NEG	---	---
Soot %	%	*ASTM D7844	>3	0.5	---	---
Nitration	Abs/cm	*ASTM D7624	>20	7.9	---	---
Sulfation	Abs/.1mm	*ASTM D7415	>30	23.1	---	---
Silt	scalar	*Visual	NONE	NONE	---	---
Debris	scalar	*Visual	NONE	NONE	---	---
Sand/Dirt	scalar	*Visual	NONE	NONE	---	---
Appearance	scalar	*Visual	NORML	NORML	---	---
Odor	scalar	*Visual	NORML	NORML	---	---
Emulsified Water	scalar	*Visual	>0.2	NEG	---	---

FLUID CONDITION

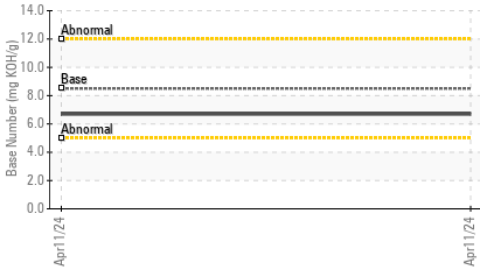
The BN result indicates that there is suitable alkalinity remaining in the oil. The condition of the oil is suitable for further service.

Sodium	ppm	ASTM D5185m	>158	2	---	---
Boron	ppm	ASTM D5185m	250	276	---	---
Barium	ppm	ASTM D5185m	10	0	---	---
Molybdenum	ppm	ASTM D5185m	100	86	---	---
Manganese	ppm	ASTM D5185m		2	---	---
Magnesium	ppm	ASTM D5185m	450	482	---	---
Calcium	ppm	ASTM D5185m	3000	1403	---	---
Phosphorus	ppm	ASTM D5185m	1150	1110	---	---
Zinc	ppm	ASTM D5185m	1350	1292	---	---
Sulfur	ppm	ASTM D5185m	4250	3060	---	---
Oxidation	Abs/.1mm	*ASTM D7414	>25	17.5	---	---
Base Number (BN)	mg KOH/g	ASTM D2896	8.5	6.7	---	---
Visc @ 100°C	cSt	ASTM D445	14.4	13.0	---	---

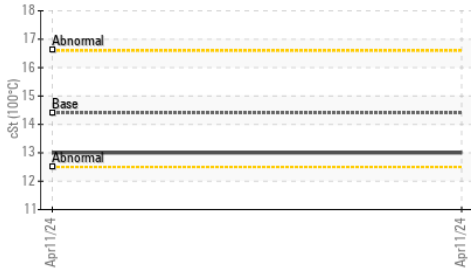
FT-IR (Direct Trend)



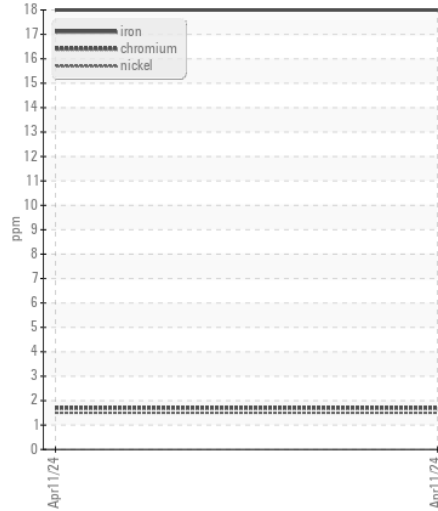
Base Number



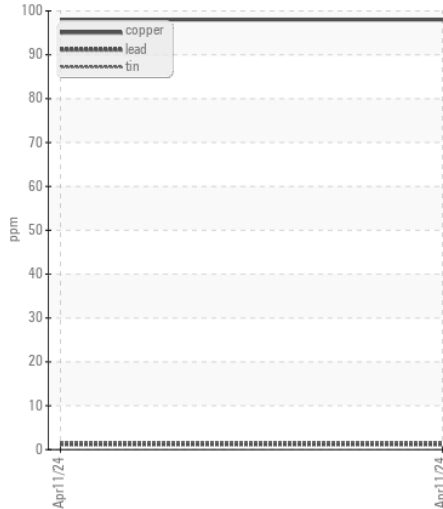
Viscosity @ 100°C



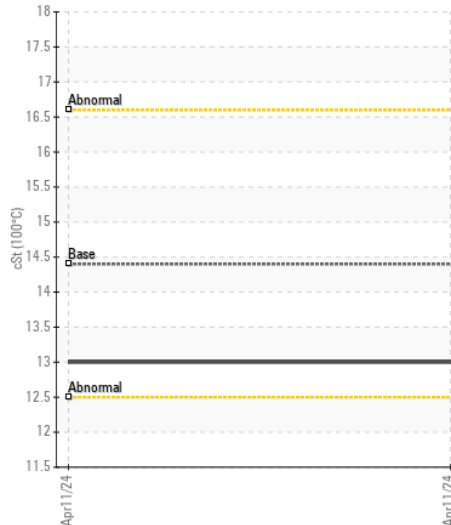
Ferrous Alloys



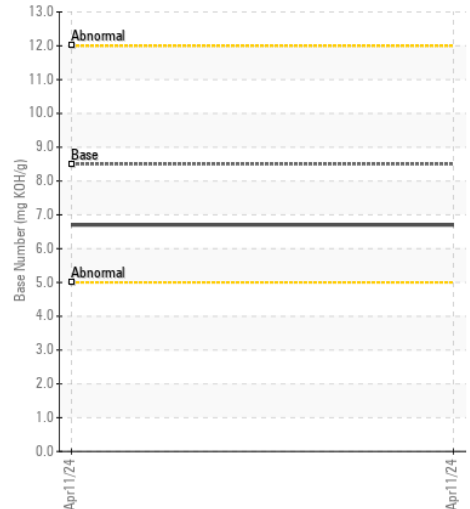
Non-ferrous Metals



Viscosity @ 100°C



Base Number



Certificate L2367

Laboratory : WearCheck USA - 501 Madison Ave., Cary, NC 27513
 Sample No. : WC0925934
 Lab Number : 06152541
 Unique Number : 10982619
 Test Package : FLEET

Received : 17 Apr 2024
 Tested : 18 Apr 2024
 Diagnosed : 18 Apr 2024 - Wes Davis

SALEM NATIONALEASE CORPORATION
 198 PARK PLAZA DRIVE
 WINSTON SALEM, NC
 US 27105

Contact: Audrey Hopkins
 Audrey.Hopkins@salemcorp.com
 T: (336)767-9642

To discuss this sample report, contact Customer Service at 1-800-237-1369.

* - Denotes test methods that are outside of the ISO 17025 scope of accreditation.

Statements of conformity to specifications are based on the simple acceptance decision rule (JCGM 106:2012)

F: x: