



WEAR	NORMAL
CONTAMINATION	NORMAL
FLUID CONDITION	NORMAL

Area
MARGE MCFARLIN
Machine Id
[MARGE MCFARLIN] 008 575287-8
Component
Starboard Genset
Fluid
CHEVRON DELO 400 XLE 15W40 (--- GAL)

RECOMMENDATION

Resample at the next service interval to monitor.

Test	UOM	Method	Limit/Abn	Current	History1	History2
Sample Number		Client Info		MW0068607	MWM703674	MWM519057
Sample Date		Client Info		01 Apr 2024	01 Dec 2019	14 Oct 2019
Machine Age	hrs	Client Info		2382	1824	1320
Oil Age	hrs	Client Info		201	1824	400
Filter Age	hrs	Client Info		201	0	0
Oil Changed		Client Info		Not Changd	Changed	Changed
Filter Changed		Client Info		Not Changd	Changed	Changed
Sample Status				NORMAL	NORMAL	NORMAL

WEAR

All component wear rates are normal.

Iron	ppm	ASTM D5185m	>50	11	2	11
Chromium	ppm	ASTM D5185m	>4	1	<1	<1
Nickel	ppm	ASTM D5185m	>2	1	<1	0
Titanium	ppm	ASTM D5185m		<1	<1	<1
Silver	ppm	ASTM D5185m	>5	<1	0	0
Aluminum	ppm	ASTM D5185m	>12	3	2	<1
Lead	ppm	ASTM D5185m	>17	1	0	0
Copper	ppm	ASTM D5185m	>70	2	<1	11
Tin	ppm	ASTM D5185m	>15	1	0	0
Vanadium	ppm	ASTM D5185m		<1	0	0
White Metal	scalar	*Visual	NONE	NONE	NONE	NONE
Yellow Metal	scalar	*Visual	NONE	NONE	NONE	NONE

CONTAMINATION

There is no indication of any contamination in the oil.

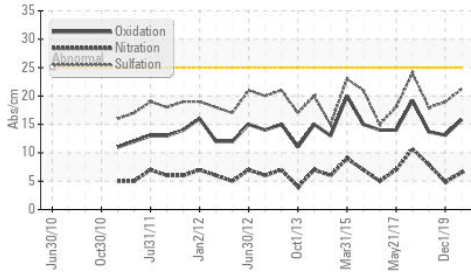
Silicon	ppm	ASTM D5185m	>25	8	6	10
Potassium	ppm	ASTM D5185m	>20	2	7	0
Fuel		WC Method	>4.0	<1.0	<1.0	<1.0
Water		WC Method	>0.1	NEG	NEG	NEG
Glycol		WC Method		NEG	NEG	NEG
Soot %	%	*ASTM D7844		0.1	0.1	0.1
Nitration	Abs/cm	*ASTM D7624	>20	6.5	4.9	7.9
Sulfation	Abs/.1mm	*ASTM D7415	>30	21.2	18.9	18
Silt	scalar	*Visual	NONE	NONE	NONE	NONE
Debris	scalar	*Visual	NONE	NONE	NONE	NONE
Sand/Dirt	scalar	*Visual	NONE	NONE	NONE	NONE
Appearance	scalar	*Visual	NORML	NORML	NORML	NORML
Odor	scalar	*Visual	NORML	NORML	NORML	NORML
Emulsified Water	scalar	*Visual	>0.1	NEG	NEG	NEG

FLUID CONDITION

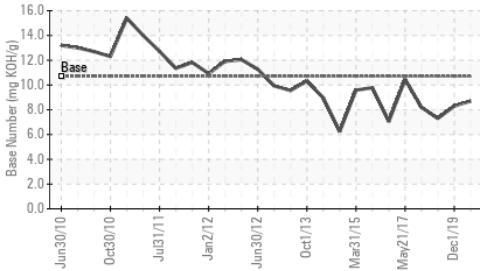
The BN result indicates that there is suitable alkalinity remaining in the oil. The condition of the oil is suitable for further service.

Sodium	ppm	ASTM D5185m		2	2	<1
Boron	ppm	ASTM D5185m		396	260	160
Barium	ppm	ASTM D5185m		0	0	<1
Molybdenum	ppm	ASTM D5185m		102	56	56
Manganese	ppm	ASTM D5185m		1	<1	2
Magnesium	ppm	ASTM D5185m		532	362	299
Calcium	ppm	ASTM D5185m		1694	1559	2016
Phosphorus	ppm	ASTM D5185m	760	845	671	595
Zinc	ppm	ASTM D5185m	830	950	775	660
Sulfur	ppm	ASTM D5185m	2770	3330	2333	905
Oxidation	Abs/.1mm	*ASTM D7414	>25	15.8	13.1	13.7
Base Number (BN)	mg KOH/g	ASTM D2896	10.7	8.7	8.3	7.3
Visc @ 100°C	cSt	ASTM D445	14.9	12.6	15.0	12.7

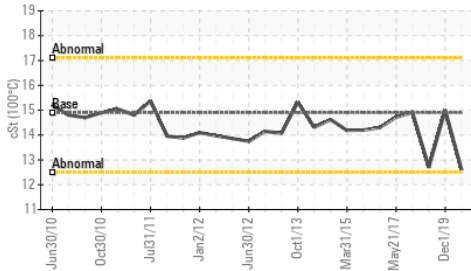
FT-IR (Direct Trend)



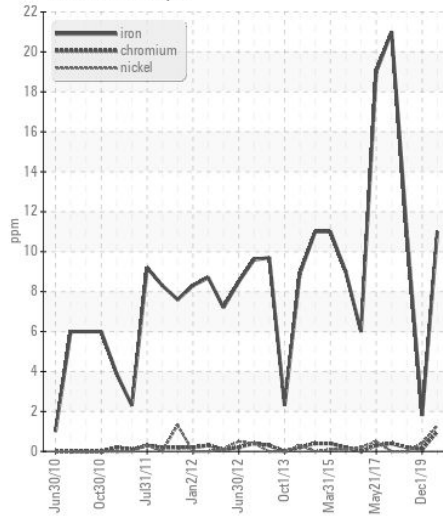
Base Number



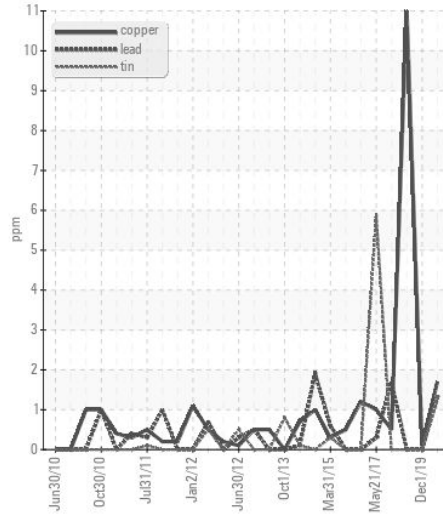
Viscosity @ 100°C



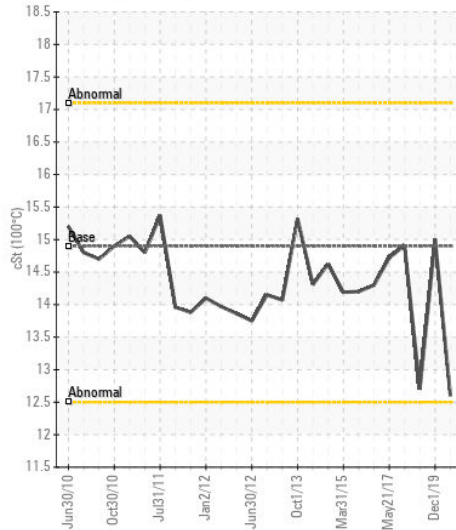
Ferrous Alloys



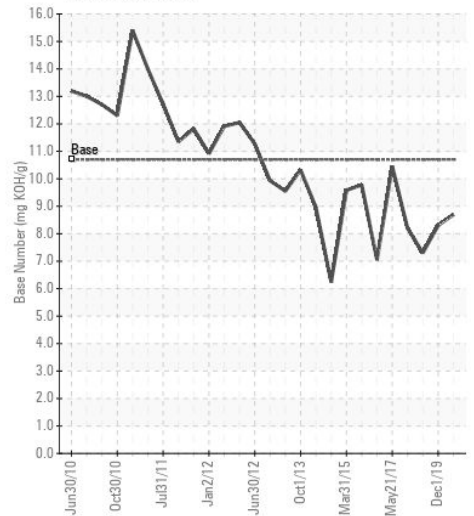
Non-ferrous Metals



Viscosity @ 100°C



Base Number



Certificate L2367

Laboratory : WearCheck USA - 501 Madison Ave., Cary, NC 27513

Sample No. : MW0068607

Lab Number : 06152568

Unique Number : 10982646

Test Package : MAR 2

Received : 17 Apr 2024

Tested : 18 Apr 2024

Diagnosed : 22 Apr 2024 - Don Baldrige

INGRAM BARGE

900 S 3RD ST

PADUCAH, KY

US 42003

Contact: ANTHONY VAN CURA

anthony.vancura@ingrambarga.com

T: (270)415-4467

F: (615)695-3697

To discuss this sample report, contact Customer Service at 1-800-237-1369.

* - Denotes test methods that are outside of the ISO 17025 scope of accreditation.

Statements of conformity to specifications are based on the simple acceptance decision rule (JCGM 106:2012)