



WEAR	NORMAL
CONTAMINATION	NORMAL
FLUID CONDITION	NORMAL

Machine Id
JOHN DEERE MILES MADISON
Component
Port Genset
Fluid
CHEVRON DELO 400 LE 15W40 (7 GAL)

RECOMMENDATION

Resample at the next service interval to monitor.

Test	UOM	Method	Limit/Abn	Current	History1	History2
Sample Number		Client Info		MW0057779	MW0057866	MW0049235
Sample Date		Client Info		05 Apr 2024	21 Dec 2023	26 Aug 2023
Machine Age	hrs	Client Info		44851	43932	42645
Oil Age	hrs	Client Info		500	475	500
Filter Age	hrs	Client Info		500	475	500
Oil Changed		Client Info		Changed	Changed	Changed
Filter Changed		Client Info		Changed	Changed	Changed
Sample Status				NORMAL	NORMAL	NORMAL

WEAR

All component wear rates are normal.

Iron	ppm	ASTM D5185m	>50	8	8	7
Chromium	ppm	ASTM D5185m	>4	<1	0	<1
Nickel	ppm	ASTM D5185m	>2	1	0	<1
Titanium	ppm	ASTM D5185m		17	15	15
Silver	ppm	ASTM D5185m	>5	<1	0	0
Aluminum	ppm	ASTM D5185m	>12	2	<1	2
Lead	ppm	ASTM D5185m	>17	2	2	<1
Copper	ppm	ASTM D5185m	>70	<1	<1	<1
Tin	ppm	ASTM D5185m	>15	1	0	<1
Vanadium	ppm	ASTM D5185m		<1	<1	<1
White Metal	scalar	*Visual	NONE	NONE	NONE	NONE
Yellow Metal	scalar	*Visual	NONE	NONE	NONE	NONE

CONTAMINATION

There is no indication of any contamination in the oil.

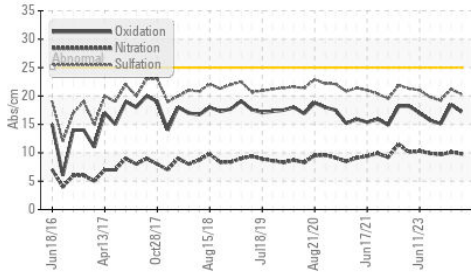
Silicon	ppm	ASTM D5185m	>25	8	5	4
Potassium	ppm	ASTM D5185m	>20	4	1	5
Fuel		WC Method	>4.0	<1.0	<1.0	<1.0
Water		WC Method	>0.1	NEG	NEG	NEG
Glycol		WC Method		NEG	NEG	NEG
Soot %	%	*ASTM D7844		0.1	0.2	0.2
Nitration	Abs/cm	*ASTM D7624	>20	9.8	10.1	9.7
Sulfation	Abs/.1mm	*ASTM D7415	>30	20.3	21.2	19.2
Silt	scalar	*Visual	NONE	NONE	NONE	NONE
Debris	scalar	*Visual	NONE	NONE	NONE	NONE
Sand/Dirt	scalar	*Visual	NONE	NONE	NONE	NONE
Appearance	scalar	*Visual	NORML	NORML	NORML	NORML
Odor	scalar	*Visual	NORML	NORML	NORML	NORML
Emulsified Water	scalar	*Visual	>0.1	NEG	NEG	NEG

FLUID CONDITION

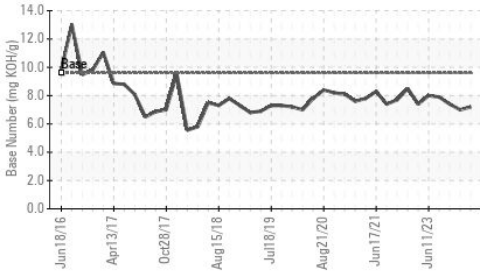
The BN result indicates that there is suitable alkalinity remaining in the oil. The condition of the oil is suitable for further service.

Sodium	ppm	ASTM D5185m		4	2	3
Boron	ppm	ASTM D5185m		86	67	61
Barium	ppm	ASTM D5185m		0	0	12
Molybdenum	ppm	ASTM D5185m		34	34	42
Manganese	ppm	ASTM D5185m		1	0	<1
Magnesium	ppm	ASTM D5185m		753	835	730
Calcium	ppm	ASTM D5185m		1637	1726	1553
Phosphorus	ppm	ASTM D5185m	1200	802	762	680
Zinc	ppm	ASTM D5185m	1300	882	922	827
Sulfur	ppm	ASTM D5185m	3200	3668	3281	2956
Oxidation	Abs/.1mm	*ASTM D7414	>25	17.2	18.5	15.1
Base Number (BN)	mg KOH/g	ASTM D2896	9.6	7.2	7.0	7.4
Visc @ 100°C	cSt	ASTM D445	15.7	14.5	14.6	14.5

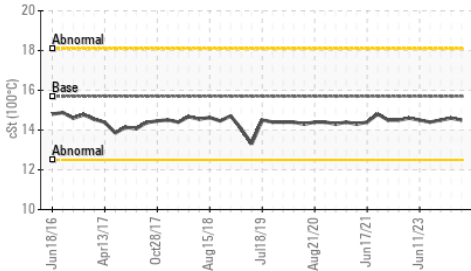
FT-IR (Direct Trend)



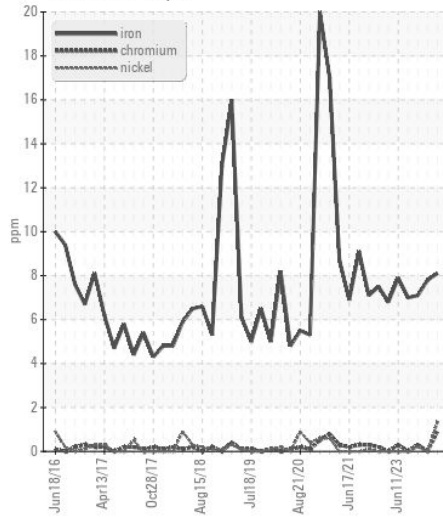
Base Number



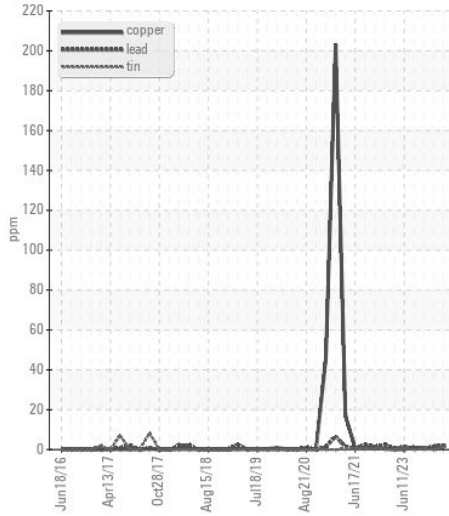
Viscosity @ 100°C



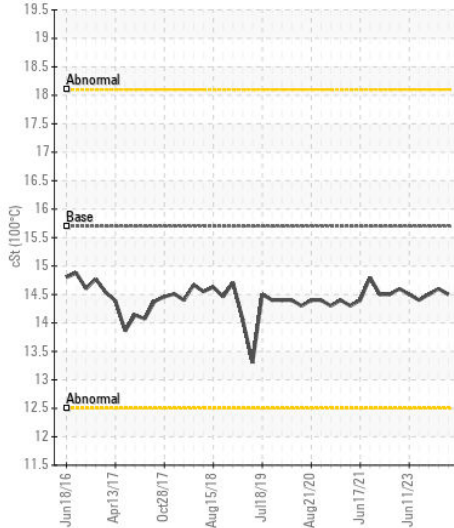
Ferrous Alloys



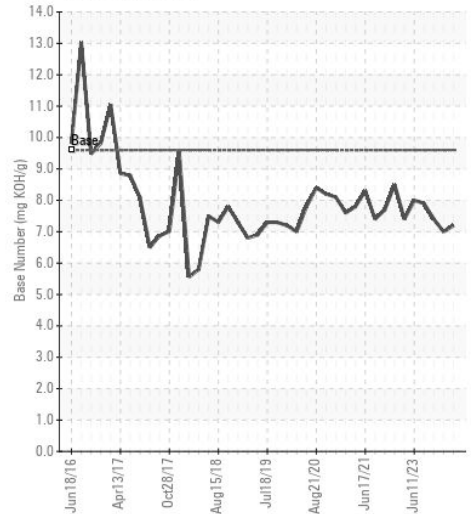
Non-ferrous Metals



Viscosity @ 100°C



Base Number



Certificate L2367

Laboratory : WearCheck USA - 501 Madison Ave., Cary, NC 27513
Sample No. : MW0057779
Lab Number : 06152574
Unique Number : 10982652
Test Package : MAR 2

Received : 17 Apr 2024
Tested : 18 Apr 2024
Diagnosed : 18 Apr 2024 - Wes Davis

MAGNOLIA MARINE TRANSPORT
 697 HAINING ROAD
 VICKSBURG, MS
 US 39183
 Contact: MMT MAINTENANCE PLANNERS
 mmtmaintenanceplanners@ergon.com

To discuss this sample report, contact Customer Service at 1-800-237-1369.

* - Denotes test methods that are outside of the ISO 17025 scope of accreditation.

Statements of conformity to specifications are based on the simple acceptance decision rule (JCGM 106:2012)

T: x:
 F: (601)638-8028