



# VOLVO

## OIL ANALYSIS REPORT

WEAR	<b>NORMAL</b>
CONTAMINATION	<b>NORMAL</b>
FLUID CONDITION	<b>NORMAL</b>



Machine Id  
**VOLVO A45G 79 (S/N 342558)**  
Component  
**Drop Box**  
Fluid  
**PETRO CANADA TRAXON 85W140 (--- GAL)**

### RECOMMENDATION

Resample at the next service interval to monitor.

Test	UOM	Method	Limit/Abn	Current	History1	History2
Sample Number		Client Info		<b>VCP06152670</b>	VCP405321	VCP396275
Sample Date		Client Info		<b>02 Apr 2024</b>	01 Oct 2023	04 Feb 2023
Machine Age	hrs	Client Info		<b>0</b>	12523	10737
Oil Age	hrs	Client Info		<b>0</b>	500	0
Filter Age	hrs	Client Info		<b>0</b>	0	0
Oil Changed		Client Info		<b>N/A</b>	Changed	Changed
Filter Changed		Client Info		<b>N/A</b>	N/A	Not Changd
Sample Status				<b>NORMAL</b>	NORMAL	ATTENTION

### WEAR

All component wear rates are normal.

Iron	ppm	ASTM D5185m	>500	<b>205</b>	186	383
Chromium	ppm	ASTM D5185m	>20	<b>2</b>	2	8
Nickel	ppm	ASTM D5185m	>10	<b>1</b>	2	4
Titanium	ppm	ASTM D5185m		<b>0</b>	0	<1
Silver	ppm	ASTM D5185m		<b>0</b>	0	0
Aluminum	ppm	ASTM D5185m	>30	<b>3</b>	3	6
Lead	ppm	ASTM D5185m	>30	<b>0</b>	<1	0
Copper	ppm	ASTM D5185m	>30	<b>5</b>	5	3
Tin	ppm	ASTM D5185m	>20	<b>&lt;1</b>	0	<1
Vanadium	ppm	ASTM D5185m		<b>0</b>	0	0
White Metal	scalar	*Visual	NONE	<b>NONE</b>	NONE	NONE
Yellow Metal	scalar	*Visual	NONE	<b>NONE</b>	NONE	NONE

### CONTAMINATION

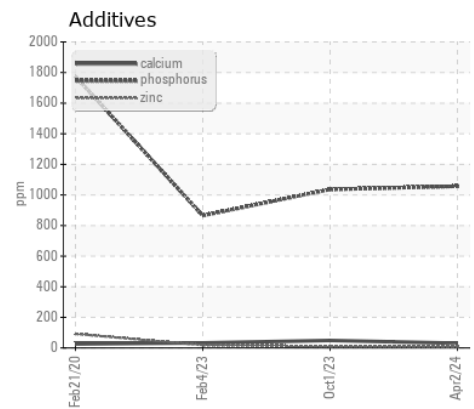
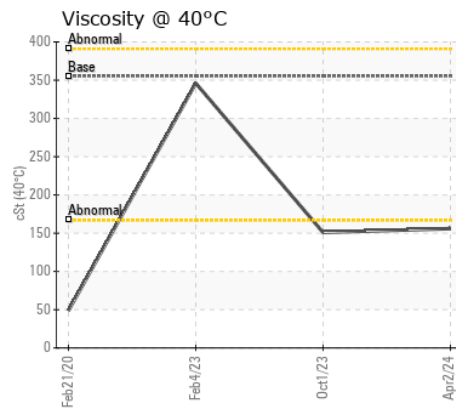
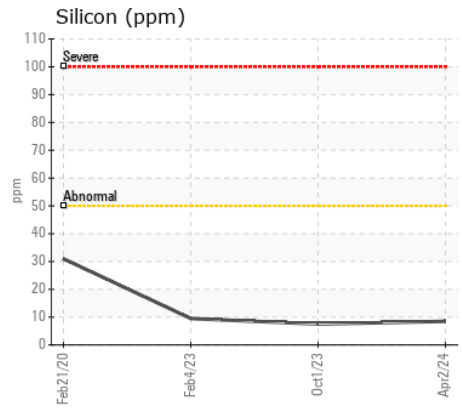
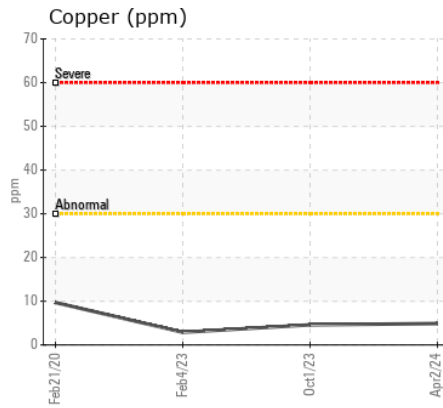
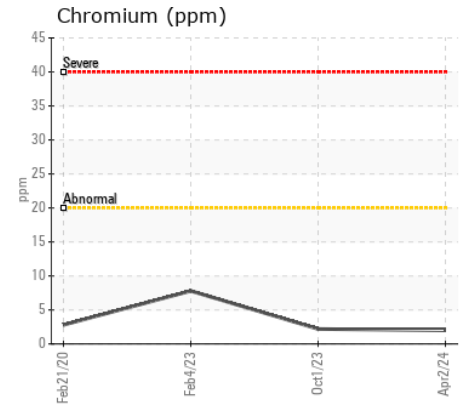
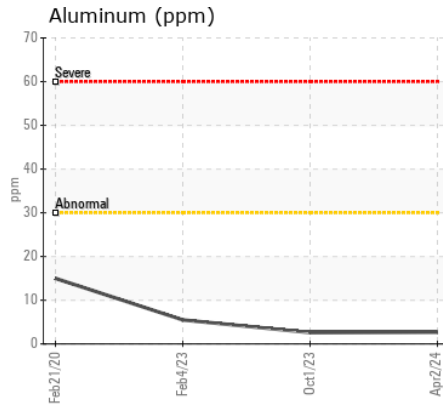
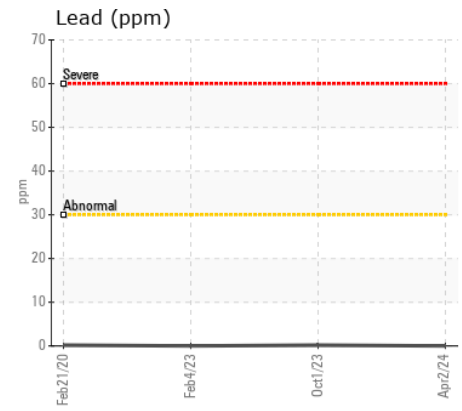
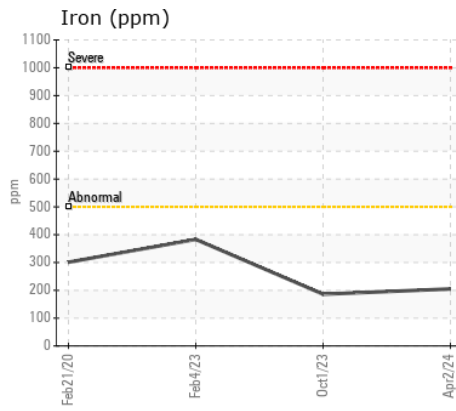
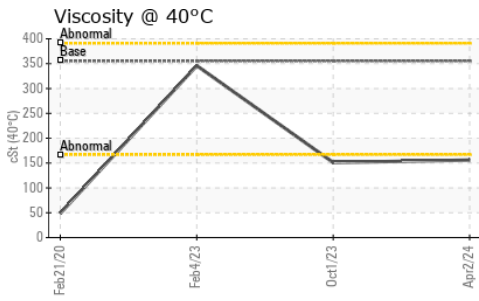
There is no indication of any contamination in the oil.

Silicon	ppm	ASTM D5185m	>50	<b>8</b>	8	10
Potassium	ppm	ASTM D5185m	>20	<b>2</b>	1	0
Water		WC Method	>0.2	<b>NEG</b>	NEG	NEG
Silt	scalar	*Visual	NONE	<b>NONE</b>	MODER	NONE
Debris	scalar	*Visual	NONE	<b>NONE</b>	NONE	NONE
Sand/Dirt	scalar	*Visual	NONE	<b>NONE</b>	NONE	NONE
Appearance	scalar	*Visual	NORML	<b>NORML</b>	NORML	NORML
Odor	scalar	*Visual	NORML	<b>NORML</b>	NORML	NORML
Emulsified Water	scalar	*Visual	>0.2	<b>NEG</b>	NEG	NEG

### FLUID CONDITION

The condition of the oil is acceptable for the time in service.

Sodium	ppm	ASTM D5185m		<b>3</b>	2	1
Boron	ppm	ASTM D5185m	243	<b>262</b>	253	177
Barium	ppm	ASTM D5185m	0	<b>0</b>	0	0
Molybdenum	ppm	ASTM D5185m		<b>8</b>	7	15
Manganese	ppm	ASTM D5185m		<b>2</b>	2	4
Magnesium	ppm	ASTM D5185m	0	<b>4</b>	4	7
Calcium	ppm	ASTM D5185m	0	<b>31</b>	49	33
Phosphorus	ppm	ASTM D5185m	988	<b>1057</b>	1036	865
Zinc	ppm	ASTM D5185m	0	<b>8</b>	11	18
Sulfur	ppm	ASTM D5185m	24530	<b>24670</b>	21906	25056
Visc @ 40°C	cSt	ASTM D445	355.4	<b>156</b>	151.0	146



Certificate L2367

Laboratory : WearCheck USA - 501 Madison Ave., Cary, NC 27513

Sample No. : VCP06152670

Lab Number : 06152670

Unique Number : 10982748

Test Package : MOB 1

Received : 17 Apr 2024

Tested : 18 Apr 2024

Diagnosed : 18 Apr 2024 - Wes Davis

J.M. HUBER

10322 HWY 53 E

MARBLE HILL, GA

US 30148

Contact: GEORGE GIBSON

george.gibson@huber.com

T: (770)893-7602

F:

To discuss this sample report, contact Customer Service at 1-800-237-1369.

\* - Denotes test methods that are outside of the ISO 17025 scope of accreditation.

Statements of conformity to specifications are based on the simple acceptance decision rule (JCGM 106:2012)