



WEAR CHECK

OIL ANALYSIS REPORT

WEAR	NORMAL
CONTAMINATION	NORMAL
FLUID CONDITION	NORMAL

Machine Id
40501
 Component
Diesel Engine
 Fluid
SHELL ROTELLA T 15W40 (--- QTS)

RECOMMENDATION

Resample at the next service interval to monitor. Please specify the component make and model with your next sample.

Test	UOM	Method	Limit/Abn	Current	History1	History2
Sample Number		Client Info		WC0883183	WC0883292	WC0883301
Sample Date		Client Info		28 Mar 2024	12 Feb 2024	26 Dec 2023
Machine Age	mls	Client Info		530276	0	482683
Oil Age	mls	Client Info		24000	25000	25000
Filter Age	mls	Client Info		24000	0	0
Oil Changed		Client Info		Changed	Changed	Changed
Filter Changed		Client Info		Changed	Changed	Changed
Sample Status				NORMAL	NORMAL	NORMAL

WEAR

All component wear rates are normal.

Iron	ppm	ASTM D5185m	>100	9	11	10
Chromium	ppm	ASTM D5185m	>20	<1	<1	<1
Nickel	ppm	ASTM D5185m	>4	0	<1	<1
Titanium	ppm	ASTM D5185m		0	0	0
Silver	ppm	ASTM D5185m	>3	0	0	0
Aluminum	ppm	ASTM D5185m	>20	5	7	6
Lead	ppm	ASTM D5185m	>40	<1	0	<1
Copper	ppm	ASTM D5185m	>330	2	<1	2
Tin	ppm	ASTM D5185m	>15	<1	<1	<1
Vanadium	ppm	ASTM D5185m		0	0	0
White Metal	scalar	*Visual	NONE	NONE	NONE	NONE
Yellow Metal	scalar	*Visual	NONE	NONE	NONE	NONE

CONTAMINATION

There is no indication of any contamination in the oil.

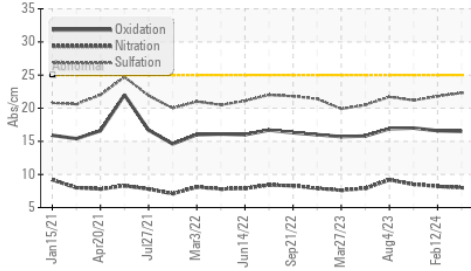
Silicon	ppm	ASTM D5185m	>25	4	4	5
Potassium	ppm	ASTM D5185m	>20	8	9	7
Fuel		WC Method	>5	<1.0	<1.0	<1.0
Water		WC Method	>0.2	NEG	NEG	NEG
Glycol		WC Method		NEG	NEG	NEG
Soot %	%	*ASTM D7844	>3	0.4	0.5	0.5
Nitration	Abs/cm	*ASTM D7624	>20	8.0	8.2	8.5
Sulfation	Abs/.1mm	*ASTM D7415	>30	22.3	21.8	21.2
Silt	scalar	*Visual	NONE	NONE	NONE	NONE
Debris	scalar	*Visual	NONE	NONE	NONE	NONE
Sand/Dirt	scalar	*Visual	NONE	NONE	NONE	NONE
Appearance	scalar	*Visual	NORML	NORML	NORML	NORML
Odor	scalar	*Visual	NORML	NORML	NORML	NORML
Emulsified Water	scalar	*Visual	>0.2	NEG	NEG	NEG

FLUID CONDITION

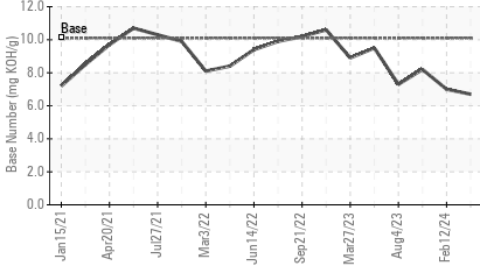
The BN result indicates that there is suitable alkalinity remaining in the oil. The condition of the oil is suitable for further service.

Sodium	ppm	ASTM D5185m		2	<1	2
Boron	ppm	ASTM D5185m	316	246	150	44
Barium	ppm	ASTM D5185m	0.0	0	0	0
Molybdenum	ppm	ASTM D5185m	1.2	85	70	71
Manganese	ppm	ASTM D5185m		<1	<1	<1
Magnesium	ppm	ASTM D5185m	24	454	539	897
Calcium	ppm	ASTM D5185m	2292	1330	1210	1271
Phosphorus	ppm	ASTM D5185m	1064	1026	949	1208
Zinc	ppm	ASTM D5185m	1160	1208	1189	1436
Sulfur	ppm	ASTM D5185m	4996	3471	2851	3511
Oxidation	Abs/.1mm	*ASTM D7414	>25	16.5	16.6	17.0
Base Number (BN)	mg KOH/g	ASTM D2896	10.1	6.7	7.0	8.2
Visc @ 100°C	cSt	ASTM D445	15.7	13.5	13.3	13.7

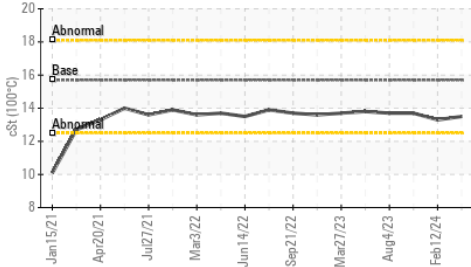
FT-IR (Direct Trend)



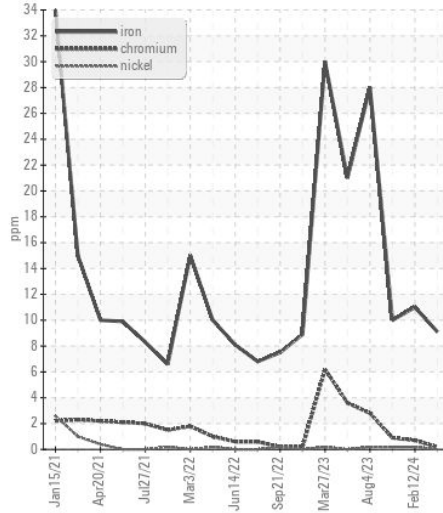
Base Number



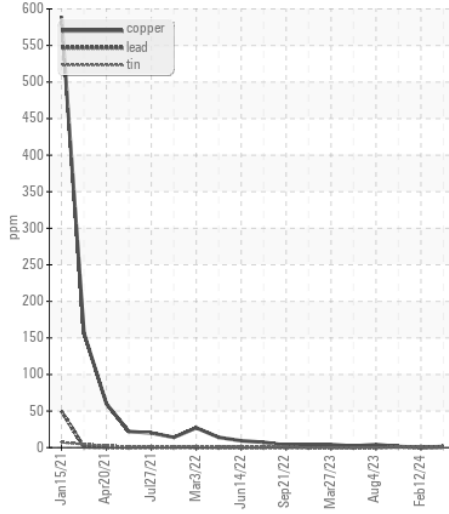
Viscosity @ 100°C



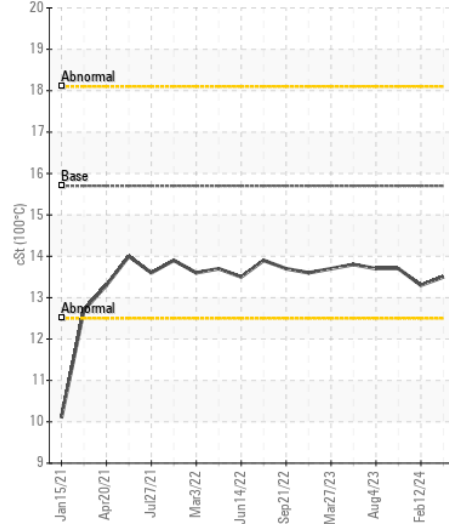
Ferrous Alloys



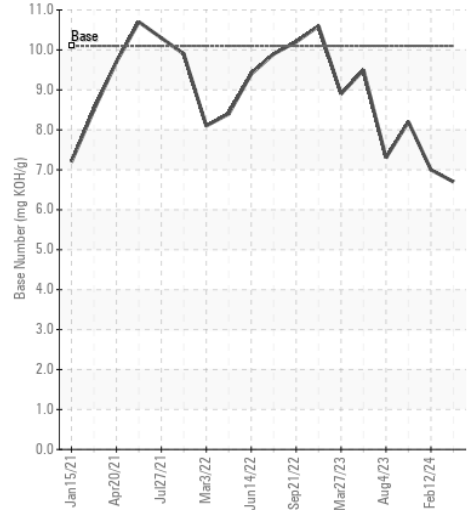
Non-ferrous Metals



Viscosity @ 100°C



Base Number



Certificate L2367

Laboratory : WearCheck USA - 501 Madison Ave., Cary, NC 27513
Sample No. : WC0883183
Lab Number : 06153702
Unique Number : 10983780
Test Package : FLEET

Received : 18 Apr 2024
Tested : 19 Apr 2024
Diagnosed : 19 Apr 2024 - Wes Davis

SALEM NATIONALEASE CORPORATION
 198 PARK PLAZA DRIVE
 WINSTON SALEM, NC
 US 27105

Contact: Audrey Hopkins
 Audrey.Hopkins@salemcorp.com

To discuss this sample report, contact Customer Service at 1-800-237-1369.

* - Denotes test methods that are outside of the ISO 17025 scope of accreditation.

Statements of conformity to specifications are based on the simple acceptance decision rule (JCGM 106:2012)

T: (336)767-9642

F: x: