



WEAR	NORMAL
CONTAMINATION	NORMAL
FLUID CONDITION	NORMAL

Area

A J MORRIS

Machine Id

[A J MORRIS] 007 550220-7

Component

Port Genset

Fluid

CHEVRON DELO 400 LE 15W40 (--- GAL)

RECOMMENDATION

Resample at the next service interval to monitor.

Test	UOM	Method	Limit/Abn	Current	History1	History2
Sample Number		Client Info		MW0049867	MW0062837	MW0064583
Sample Date		Client Info		11 Apr 2024	01 Mar 2024	01 Jan 2024
Machine Age	hrs	Client Info		21355	21194	20887
Oil Age	hrs	Client Info		400	0	0
Filter Age	hrs	Client Info		400	0	0
Oil Changed		Client Info		Not Changd	Changed	Not Changd
Filter Changed		Client Info		Not Changd	Changed	Not Changd
Sample Status				NORMAL	NORMAL	NORMAL

WEAR

All component wear rates are normal.

Iron	ppm	ASTM D5185m	>50	3	3	3
Chromium	ppm	ASTM D5185m	>4	0	<1	0
Nickel	ppm	ASTM D5185m	>2	0	<1	0
Titanium	ppm	ASTM D5185m		0	<1	0
Silver	ppm	ASTM D5185m	>5	0	<1	0
Aluminum	ppm	ASTM D5185m	>12	3	4	2
Lead	ppm	ASTM D5185m	>17	<1	<1	0
Copper	ppm	ASTM D5185m	>70	<1	1	<1
Tin	ppm	ASTM D5185m	>15	<1	<1	0
Vanadium	ppm	ASTM D5185m		0	<1	<1
White Metal	scalar	*Visual	NONE	NONE	NONE	NONE
Yellow Metal	scalar	*Visual	NONE	NONE	NONE	NONE

CONTAMINATION

There is no indication of any contamination in the oil.

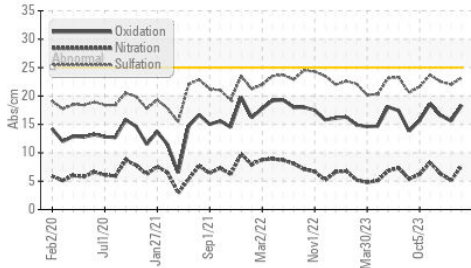
Silicon	ppm	ASTM D5185m	>25	5	8	7
Potassium	ppm	ASTM D5185m	>20	2	2	<1
Fuel		WC Method	>4.0	<1.0	<1.0	<1.0
Water		WC Method	>0.1	NEG	NEG	NEG
Glycol		WC Method		NEG	NEG	NEG
Soot %	%	*ASTM D7844		0.1	0.1	0.1
Nitration	Abs/cm	*ASTM D7624	>20	7.7	5.1	6.3
Sulfation	Abs/.1mm	*ASTM D7415	>30	23.2	22.0	22.5
Silt	scalar	*Visual	NONE	NONE	NONE	NONE
Debris	scalar	*Visual	NONE	NONE	NONE	NONE
Sand/Dirt	scalar	*Visual	NONE	NONE	NONE	NONE
Appearance	scalar	*Visual	NORML	NORML	NORML	NORML
Odor	scalar	*Visual	NORML	NORML	NORML	NORML
Emulsified Water	scalar	*Visual	>0.1	NEG	NEG	NEG

FLUID CONDITION

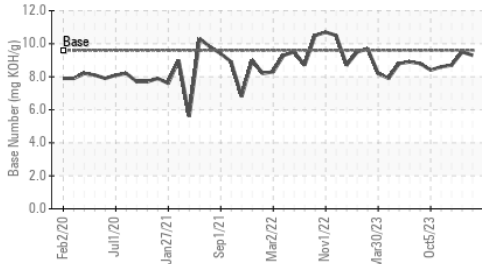
The BN result indicates that there is suitable alkalinity remaining in the oil. The condition of the oil is suitable for further service.

Sodium	ppm	ASTM D5185m		2	3	<1
Boron	ppm	ASTM D5185m		389	371	334
Barium	ppm	ASTM D5185m		0	0	0
Molybdenum	ppm	ASTM D5185m		120	119	120
Manganese	ppm	ASTM D5185m		2	<1	<1
Magnesium	ppm	ASTM D5185m		639	642	650
Calcium	ppm	ASTM D5185m		1525	1497	1627
Phosphorus	ppm	ASTM D5185m	1200	685	666	674
Zinc	ppm	ASTM D5185m	1300	777	779	791
Sulfur	ppm	ASTM D5185m	3200	2800	2617	2474
Oxidation	Abs/.1mm	*ASTM D7414	>25	18.4	15.6	16.6
Base Number (BN)	mg KOH/g	ASTM D2896	9.6	9.3	9.5	8.7
Visc @ 100°C	cSt	ASTM D445	15.7	12.8	13.8	13.0

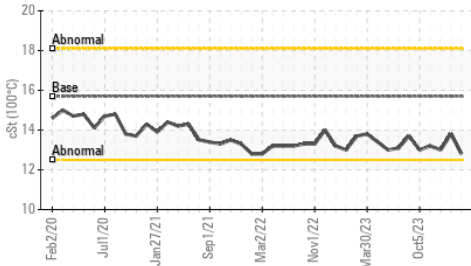
FT-IR (Direct Trend)



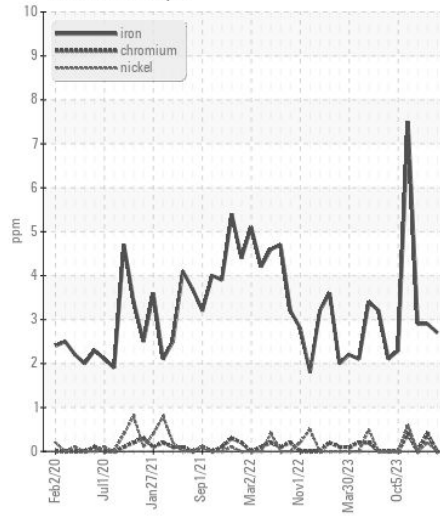
Base Number



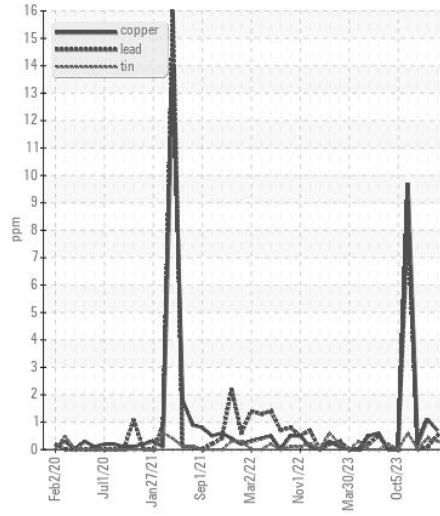
Viscosity @ 100°C



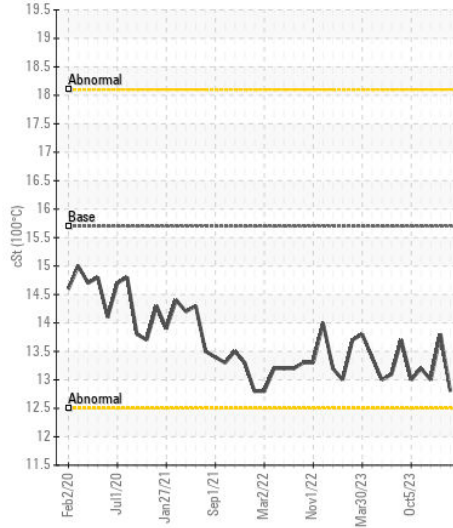
Ferrous Alloys



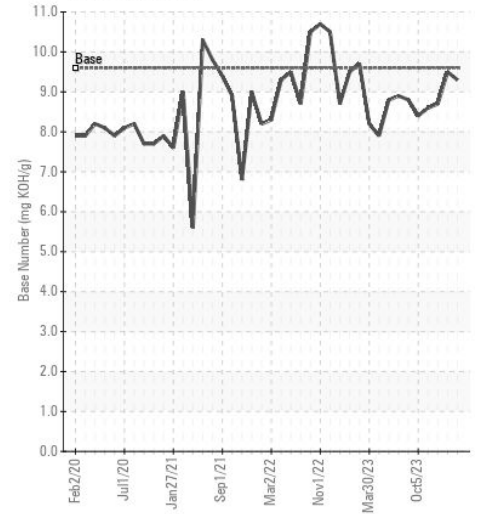
Non-ferrous Metals



Viscosity @ 100°C



Base Number



Certificate L2367

Laboratory : WearCheck USA - 501 Madison Ave., Cary, NC 27513

Sample No. : MW0049867

Lab Number : 06153720

Unique Number : 10983798

Test Package : MAR 2

Received : 18 Apr 2024

Tested : 19 Apr 2024

Diagnosed : 19 Apr 2024 - Wes Davis

INGRAM BARGE

900 S 3RD ST

PADUCAH, KY

US 42003

Contact: ANTHONY VAN CURA

anthony.vancura@ingrambarga.com

T: (270)415-4467

F: (615)695-3697

To discuss this sample report, contact Customer Service at 1-800-237-1369.

* - Denotes test methods that are outside of the ISO 17025 scope of accreditation.

Statements of conformity to specifications are based on the simple acceptance decision rule (JCGM 106:2012)