



OIL ANALYSIS REPORT

WEAR	NORMAL
CONTAMINATION	NORMAL
FLUID CONDITION	NORMAL

Machine Id
3182
 Component
Diesel Engine
 Fluid
CHEVRON SUPREME MOTOR OIL 10W40 (--- QTS)

RECOMMENDATION

Resample at the next service interval to monitor. Please specify the component make and model with your next sample.

Test	UOM	Method	Limit/Abn	Current	History1	History2
Sample Number		Client Info		WC0906870	WC0863328	WC0663145
Sample Date		Client Info		15 Apr 2024	22 Nov 2023	19 Sep 2023
Machine Age	mls	Client Info		194070	163768	148149
Oil Age	mls	Client Info		148149	148149	46748
Filter Age	mls	Client Info		0	15619	46748
Oil Changed		Client Info		Changed	Not Changd	Changed
Filter Changed		Client Info		Changed	Not Changed	Changed
Sample Status				NORMAL	NORMAL	ATTENTION

WEAR

All component wear rates are normal.

Iron	ppm	ASTM D5185m	>100	29	10	48
Chromium	ppm	ASTM D5185m	>20	0	0	2
Nickel	ppm	ASTM D5185m	>4	0	0	<1
Titanium	ppm	ASTM D5185m		<1	0	<1
Silver	ppm	ASTM D5185m	>3	<1	0	0
Aluminum	ppm	ASTM D5185m	>20	10	4	11
Lead	ppm	ASTM D5185m	>40	<1	0	<1
Copper	ppm	ASTM D5185m	>330	4	1	8
Tin	ppm	ASTM D5185m	>15	<1	0	1
Vanadium	ppm	ASTM D5185m		0	<1	0
White Metal	scalar	*Visual	NONE	NONE	NONE	NONE
Yellow Metal	scalar	*Visual	NONE	NONE	NONE	NONE

CONTAMINATION

There is no indication of any contamination in the oil.

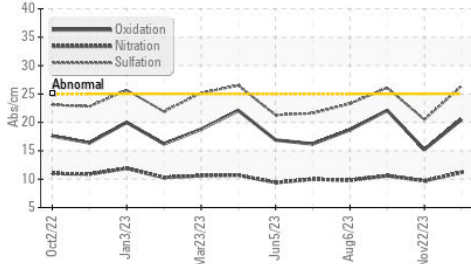
Silicon	ppm	ASTM D5185m	>25	18	8	7
Potassium	ppm	ASTM D5185m	>20	13	5	5
Fuel	%	ASTM D3524	>5	<1.0	<1.0	<1.0
Water		WC Method	>0.2	NEG	NEG	NEG
Glycol		WC Method		NEG	NEG	NEG
Soot %	%	*ASTM D7844	>3	1	0.5	0.8
Nitration	Abs/cm	*ASTM D7624	>20	11.2	9.7	10.6
Sulfation	Abs/.1mm	*ASTM D7415	>30	26.4	20.5	26.1
Silt	scalar	*Visual	NONE	NONE	NONE	NONE
Debris	scalar	*Visual	NONE	NONE	NONE	NONE
Sand/Dirt	scalar	*Visual	NONE	NONE	NONE	NONE
Appearance	scalar	*Visual	NORML	NORML	NORML	NORML
Odor	scalar	*Visual	NORML	NORML	NORML	NORML
Emulsified Water	scalar	*Visual	>0.2	NEG	NEG	NEG

FLUID CONDITION

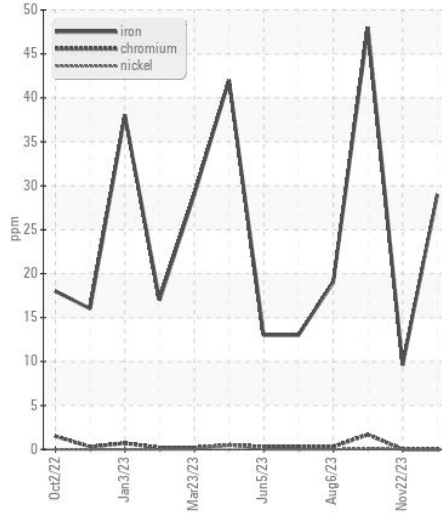
The BN result indicates that there is suitable alkalinity remaining in the oil. The condition of the oil is suitable for further service.

Sodium	ppm	ASTM D5185m		4	2	4
Boron	ppm	ASTM D5185m		20	34	1
Barium	ppm	ASTM D5185m		0	0	0
Molybdenum	ppm	ASTM D5185m		2	2	67
Manganese	ppm	ASTM D5185m		1	0	2
Magnesium	ppm	ASTM D5185m		793	759	1078
Calcium	ppm	ASTM D5185m		1426	1355	1174
Phosphorus	ppm	ASTM D5185m	990	801	726	1069
Zinc	ppm	ASTM D5185m	1100	864	845	1368
Sulfur	ppm	ASTM D5185m		3434	2904	2960
Oxidation	Abs/.1mm	*ASTM D7414	>25	20.5	15.2	22.1
Base Number (BN)	mg KOH/g	ASTM D2896	8.0	4.7	6.4	4.7
Visc @ 100°C	cSt	ASTM D445	14.0	12.0	12.0	14.4

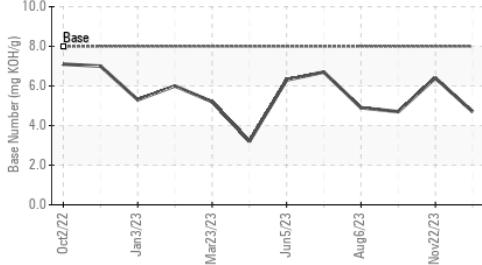
FT-IR (Direct Trend)



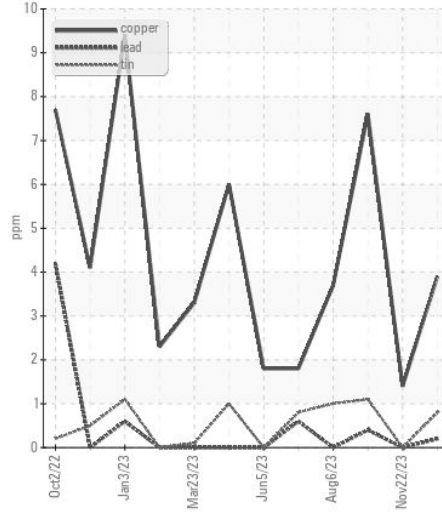
Ferrous Alloys



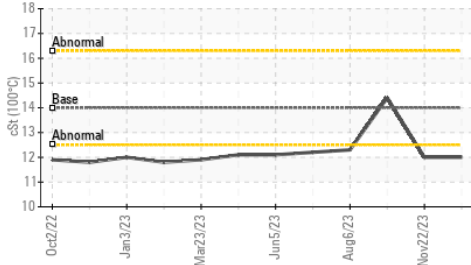
Base Number



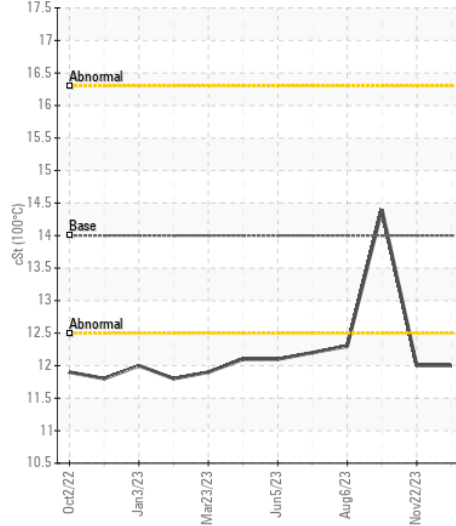
Non-ferrous Metals



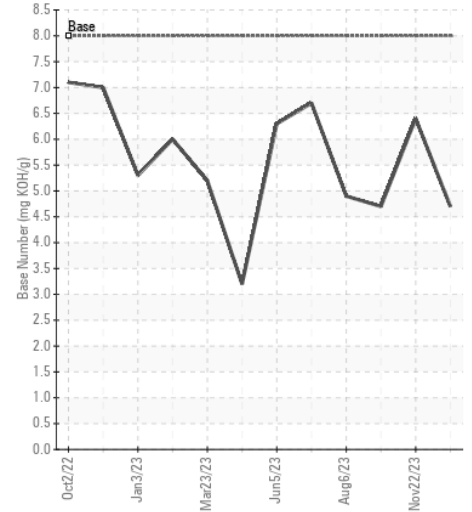
Viscosity @ 100°C



Viscosity @ 100°C



Base Number



Certificate L2367

Laboratory : WearCheck USA - 501 Madison Ave., Cary, NC 27513
Sample No. : WC0906870 **Received** : 18 Apr 2024
Lab Number : 06153754 **Tested** : 23 Apr 2024
Unique Number : 10983832 **Diagnosed** : 23 Apr 2024 - Sean Felton
Test Package : FLEET (Additional Tests: FuelDilution, PercentFuel)

LTI/MILKY WAY - SUNNYSIDE
 333 MIDVALE RD
 SUNNYSIDE, WA
 US 98944
 Contact: JERRY CRISP
 jcrisp@ltii.lynden.com
 T: (509)839-5844
 F: (509)839-6556

To discuss this sample report, contact Customer Service at 1-800-237-1369.

* - Denotes test methods that are outside of the ISO 17025 scope of accreditation.

Statements of conformity to specifications are based on the simple acceptance decision rule (JCGM 106:2012)