



WEAR	NORMAL
CONTAMINATION	NORMAL
FLUID CONDITION	NORMAL

Area
JERRY A TINKEY
Machine Id
[JERRY A TINKEY] 003 516506-3
Component
Starboard Main Engine
Fluid
CHEVRON DELO 710 LE (--- GAL)

RECOMMENDATION

Resample at the next service interval to monitor.

Test	UOM	Method	Limit/Abn	Current	History1	History2
Sample Number		Client Info		MW0063303	MW0063296	MW0046602
Sample Date		Client Info		01 Apr 2024	01 Dec 2023	01 Oct 2023
Machine Age	hrs	Client Info		72062	71739	71635
Oil Age	hrs	Client Info		72062	71739	71635
Filter Age	hrs	Client Info		300	171	416
Oil Changed		Client Info		Not Changd	Not Changd	Not Changd
Filter Changed		Client Info		Changed	Not Changd	Changed
Sample Status				NORMAL	NORMAL	NORMAL

WEAR

All component wear rates are normal.

Iron	ppm	ASTM D5185m	>75	11	9	8
Chromium	ppm	ASTM D5185m	>8	2	1	1
Nickel	ppm	ASTM D5185m	>2	<1	0	<1
Titanium	ppm	ASTM D5185m	>3	<1	0	<1
Silver	ppm	ASTM D5185m	>2	0	0	0
Aluminum	ppm	ASTM D5185m	>15	2	<1	2
Lead	ppm	ASTM D5185m	>18	5	4	4
Copper	ppm	ASTM D5185m	>80	17	14	16
Tin	ppm	ASTM D5185m	>14	3	2	2
Vanadium	ppm	ASTM D5185m		<1	<1	0
White Metal	scalar	*Visual	NONE	LIGHT	NONE	NONE
Yellow Metal	scalar	*Visual	NONE	NONE	NONE	NONE

CONTAMINATION

There is no indication of any contamination in the oil.

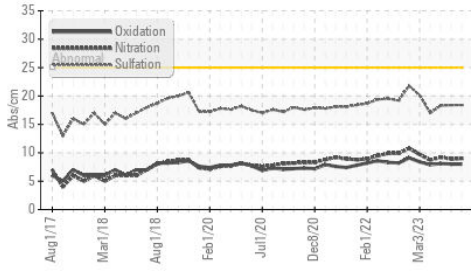
Silicon	ppm	ASTM D5185m	>20	6	5	4
Potassium	ppm	ASTM D5185m	>20	4	0	4
Fuel		WC Method	>4.0	<1.0	<1.0	<1.0
Water		WC Method	>0.1	NEG	NEG	NEG
Glycol		WC Method		NEG	NEG	NEG
Soot %	%	*ASTM D7844	>3	2	2	2
Nitration	Abs/cm	*ASTM D7624	>20	9.0	8.9	9.2
Sulfation	Abs/.1mm	*ASTM D7415	>30	18.4	18.4	18.3
Silt	scalar	*Visual	NONE	NONE	NONE	NONE
Debris	scalar	*Visual	NONE	NONE	NONE	NONE
Sand/Dirt	scalar	*Visual	NONE	NONE	NONE	NONE
Appearance	scalar	*Visual	NORML	NORML	NORML	NORML
Odor	scalar	*Visual	NORML	NORML	NORML	NORML
Emulsified Water	scalar	*Visual	>0.1	NEG	NEG	NEG

FLUID CONDITION

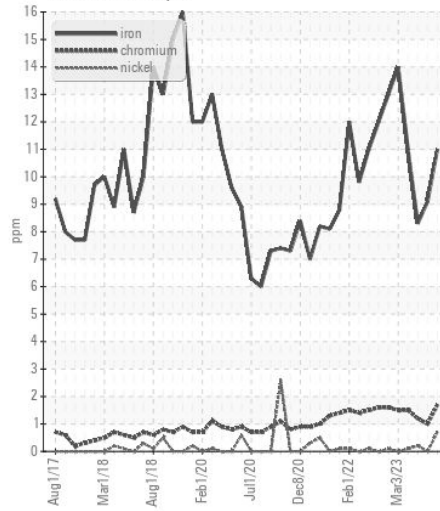
The BN result indicates that there is suitable alkalinity remaining in the oil. The condition of the oil is suitable for further service.

Sodium	ppm	ASTM D5185m	>75	24	20	20
Boron	ppm	ASTM D5185m		52	42	43
Barium	ppm	ASTM D5185m		1	0	9
Molybdenum	ppm	ASTM D5185m		49	48	50
Manganese	ppm	ASTM D5185m		1	0	0
Magnesium	ppm	ASTM D5185m		15	18	15
Calcium	ppm	ASTM D5185m		3418	3400	3313
Phosphorus	ppm	ASTM D5185m		16	8	35
Zinc	ppm	ASTM D5185m	10	7	8	6
Sulfur	ppm	ASTM D5185m		2635	2224	2998
Oxidation	Abs/.1mm	*ASTM D7414	>25	8.0	8.0	8.1
Base Number (BN)	mg KOH/g	ASTM D2896	9.2	9.68	9.89	9.23
Visc @ 100°C	cSt	ASTM D445	15.5	15.4	15.4	15.4

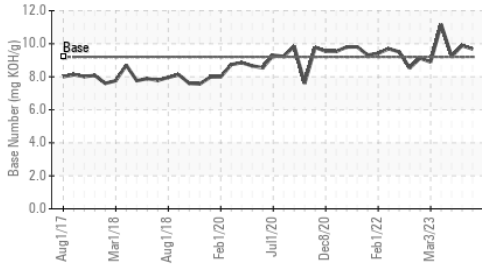
FT-IR (Direct Trend)



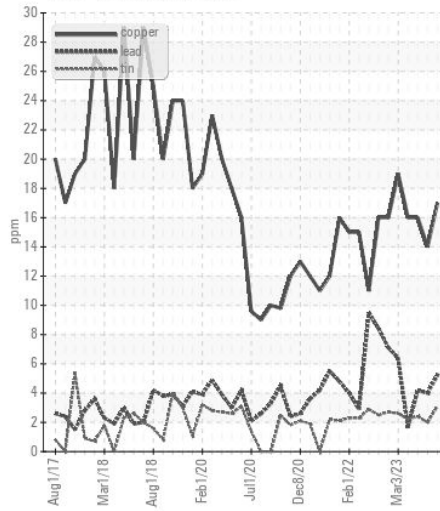
Ferrous Alloys



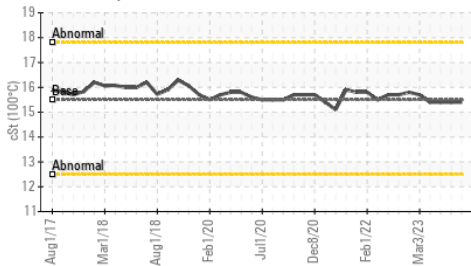
Base Number



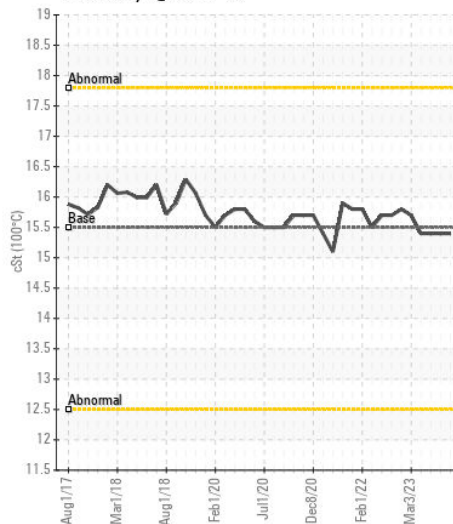
Non-ferrous Metals



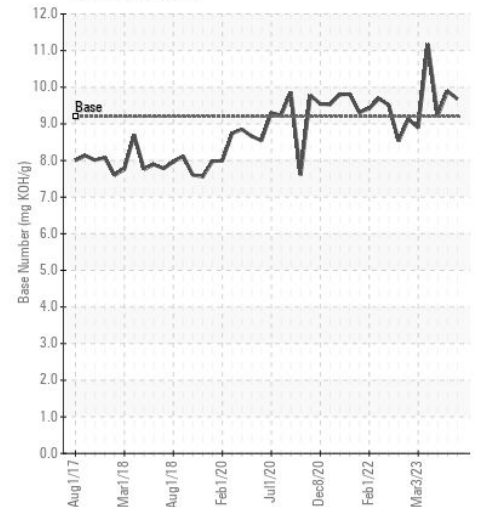
Viscosity @ 100°C



Viscosity @ 100°C



Base Number



Certificate L2367

Laboratory : WearCheck USA - 501 Madison Ave., Cary, NC 27513

Sample No. : MW0063303

Lab Number : 06153826

Unique Number : 10989249

Test Package : MAR 2

Received : 18 Apr 2024

Tested : 22 Apr 2024

Diagnosed : 22 Apr 2024 - Wes Davis

INGRAM BARGE

900 S 3RD ST

PADUCAH, KY

US 42003

Contact: ZACH BURKHART

zachary.burkhart@ingrambargo.com

T:

F: (615)695-3697

To discuss this sample report, contact Customer Service at 1-800-237-1369.

* - Denotes test methods that are outside of the ISO 17025 scope of accreditation.

Statements of conformity to specifications are based on the simple acceptance decision rule (JCGM 106:2012)