



OIL ANALYSIS REPORT

WEAR	NORMAL
CONTAMINATION	NORMAL
FLUID CONDITION	NORMAL

Area
GOLDEN BEAR LGL
 Machine Id
MRC-284
 Component
Compressor
 Fluid
TULCO LUBSOIL GEO XL LOW ASH 40 (--- GAL)

RECOMMENDATION

Resample at the next service interval to monitor.

Test	UOM	Method	Limit/Abn	Current	History1	History2
Sample Number		Client Info		TO60002272	TO60002277	TO60001982
Sample Date		Client Info		09 Apr 2024	28 Feb 2024	01 Feb 2024
Machine Age	hrs	Client Info		17147	16138	15501
Oil Age	hrs	Client Info		1	0	0
Filter Age	hrs	Client Info		1	0	0
Oil Changed		Client Info		Not Chngd	Not Chngd	Not Chngd
Filter Changed		Client Info		Not Chngd	Not Chngd	Not Chngd
Sample Status				NORMAL	NORMAL	NORMAL

WEAR

All component wear rates are normal.

Iron	ppm	ASTM D5185m	>50	<1	0	0
Chromium	ppm	ASTM D5185m	>10	<1	0	0
Nickel	ppm	ASTM D5185m		0	0	0
Titanium	ppm	ASTM D5185m		<1	0	0
Silver	ppm	ASTM D5185m		<1	0	0
Aluminum	ppm	ASTM D5185m	>25	1	<1	<1
Lead	ppm	ASTM D5185m	>25	<1	0	0
Copper	ppm	ASTM D5185m	>50	<1	0	<1
Tin	ppm	ASTM D5185m	>15	<1	<1	<1
Vanadium	ppm	ASTM D5185m		<1	0	0
White Metal	scalar	*Visual	NONE	NONE	NONE	NONE
Yellow Metal	scalar	*Visual	NONE	NONE	NONE	NONE

CONTAMINATION

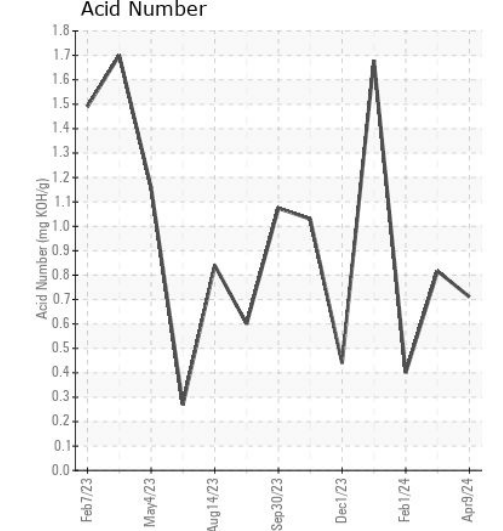
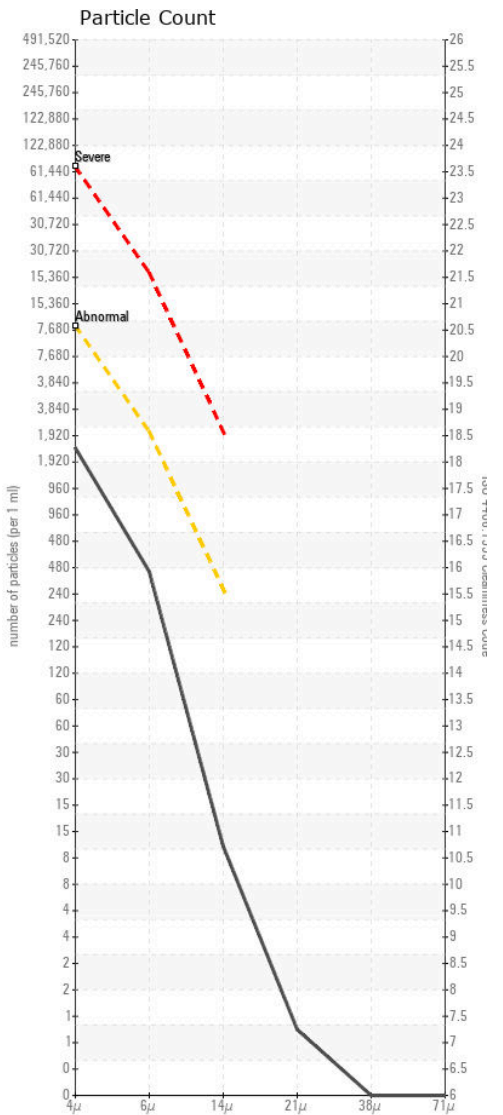
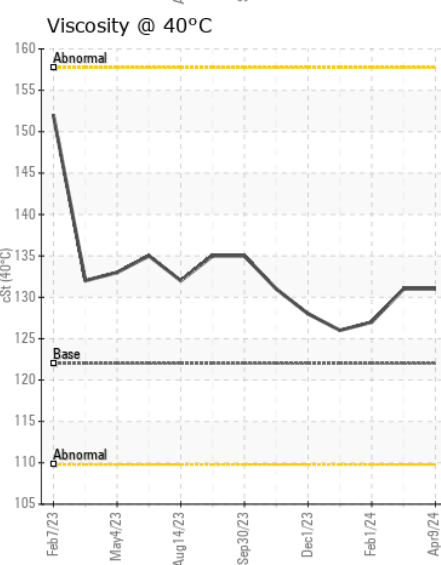
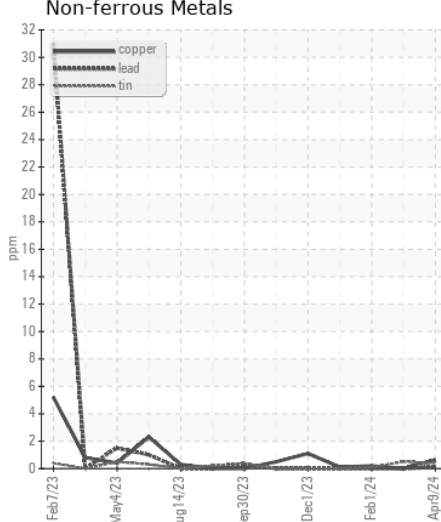
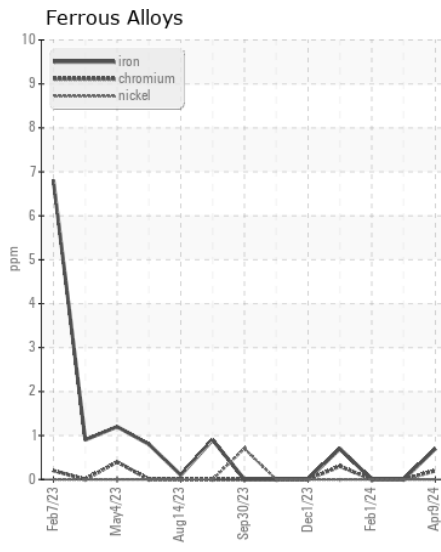
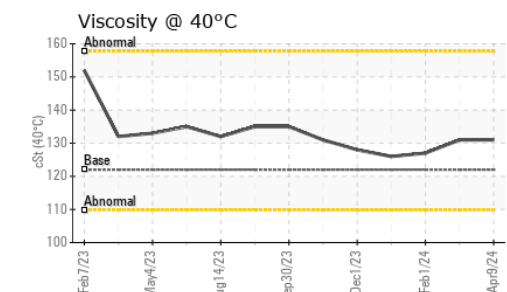
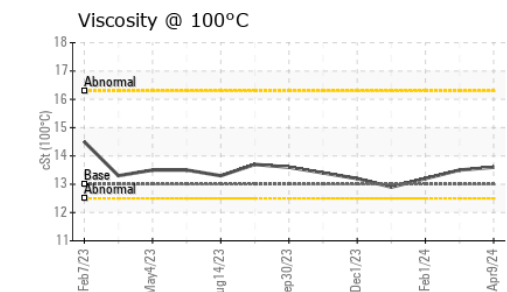
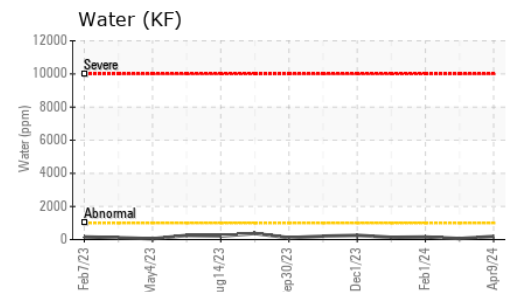
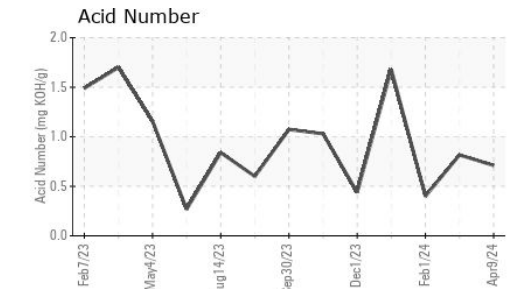
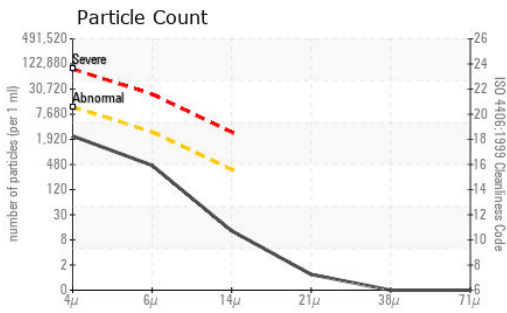
The amount and size of particulates present in the system are acceptable. There is no indication of any contamination in the oil.

Silicon	ppm	ASTM D5185m	>25	4	2	2
Potassium	ppm	ASTM D5185m	>20	5	1	<1
Water	%	ASTM D6304	>0.1	0.019	0.005	0.015
ppm Water	ppm	ASTM D6304	>1000	192	59	157
Particles >4µm		ASTM D7647	>10000	2020	567	1004
Particles >6µm		ASTM D7647	>2500	400	99	157
Particles >14µm		ASTM D7647	>320	11	8	11
Particles >21µm		ASTM D7647	>80	1	3	3
Particles >38µm		ASTM D7647	>20	0	0	0
Particles >71µm		ASTM D7647	>4	0	0	0
Oil Cleanliness		ISO 4406 (c)	>20/18/15	18/16/11	16/14/10	17/14/11
Silt	scalar	*Visual	NONE	NONE	NONE	NONE
Debris	scalar	*Visual	NONE	NONE	NONE	NONE
Sand/Dirt	scalar	*Visual	NONE	NONE	NONE	NONE
Appearance	scalar	*Visual	NORML	NORML	NORML	NORML
Odor	scalar	*Visual	NORML	NORML	NORML	NORML
Emulsified Water	scalar	*Visual	>0.1	NEG	NEG	NEG

FLUID CONDITION

The AN level is acceptable for this fluid. The condition of the oil is suitable for further service.

Sodium	ppm	ASTM D5185m		7	3	2
Boron	ppm	ASTM D5185m	100	21	32	91
Barium	ppm	ASTM D5185m		0	0	0
Molybdenum	ppm	ASTM D5185m	1	<1	0	0
Manganese	ppm	ASTM D5185m		0	<1	<1
Magnesium	ppm	ASTM D5185m	10	6	8	8
Calcium	ppm	ASTM D5185m	1150	1263	1309	1209
Phosphorus	ppm	ASTM D5185m	290	327	281	281
Zinc	ppm	ASTM D5185m	272	335	323	304
Sulfur	ppm	ASTM D5185m	1900	4602	4535	3215
Acid Number (AN)	mg KOH/g	ASTM D8045		0.711	0.816	0.40
Visc @ 40°C	cSt	ASTM D445	122	131	131	127
Visc @ 100°C	cSt	ASTM D445	13	13.6	13.5	13.2
Viscosity Index (VI)	Scale	ASTM D2270	103	98	97	97



Certificate L2367

Laboratory : WearCheck USA - 501 Madison Ave., Cary, NC 27513
Sample No. : TO60002272
Lab Number : 06154470
Unique Number : 10989893
Test Package : MOB 2 (Additional Tests: KF, KV100, PrtCount, VI)

MIDLAND - EOG RESOURCES INC.
 5509 CHAMPIONS DRIVE
 MIDLAND, TX
 US 79706
 Contact: HERMAN GARZA
 herman_garza@eogresources.com
 T: (432)686-3600
 F:

To discuss this sample report, contact Customer Service at 1-800-237-1369.

* - Denotes test methods that are outside of the ISO 17025 scope of accreditation.

Statements of conformity to specifications are based on the simple acceptance decision rule (JCGM 106:2012)