



WEAR	NORMAL
CONTAMINATION	NORMAL
FLUID CONDITION	NORMAL

Area

(NE1652)

Machine Id

2715 PETERBILT 567

Component

Diesel Engine

Fluid

PETRO CANADA DURON GEO LD 15W40 (48 QTS)

RECOMMENDATION

Resample at the next service interval to monitor.

Test	UOM	Method	Limit/Abn	Current	History1	History2
Sample Number		Client Info		GFL0117477	GFL0103157	GFL0094679
Sample Date		Client Info		16 Apr 2024	18 Jan 2024	24 Oct 2023
Machine Age	hrs	Client Info		15517	15040	14350
Oil Age	hrs	Client Info		477	0	556
Filter Age	hrs	Client Info		0	0	0
Oil Changed		Client Info		Not Chngd	Changed	Changed
Filter Changed		Client Info		N/A	N/A	N/A
Sample Status				NORMAL	NORMAL	NORMAL

WEAR

All component wear rates are normal.

Iron	ppm	ASTM D5185m	>165	18	18	21
Chromium	ppm	ASTM D5185m	>5	1	1	1
Nickel	ppm	ASTM D5185m	>4	<1	0	<1
Titanium	ppm	ASTM D5185m	>2	<1	0	<1
Silver	ppm	ASTM D5185m	>2	0	0	0
Aluminum	ppm	ASTM D5185m	>20	2	2	3
Lead	ppm	ASTM D5185m	>150	1	2	3
Copper	ppm	ASTM D5185m	>90	<1	<1	<1
Tin	ppm	ASTM D5185m	>5	<1	<1	<1
Vanadium	ppm	ASTM D5185m		0	<1	0
White Metal	scalar	*Visual	NONE	NONE	NONE	NONE
Yellow Metal	scalar	*Visual	NONE	NONE	NONE	NONE

CONTAMINATION

There is no indication of any contamination in the oil.

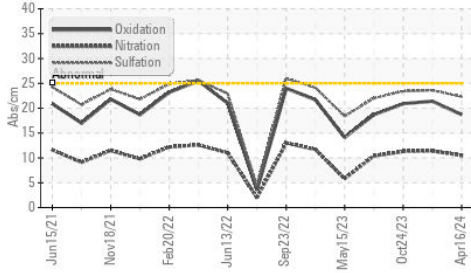
Silicon	ppm	ASTM D5185m	>35	10	13	22
Potassium	ppm	ASTM D5185m	>20	4	2	5
Fuel		WC Method	>3.0	<1.0	<1.0	<1.0
Water		WC Method	>0.2	NEG	NEG	NEG
Glycol		WC Method		NEG	NEG	NEG
Soot %	%	*ASTM D7844	>7.5	1	0.7	0.5
Nitration	Abs/cm	*ASTM D7624	>20	10.5	11.4	11.3
Sulfation	Abs/.1mm	*ASTM D7415	>30	22.3	23.6	23.4
Silt	scalar	*Visual	NONE	NONE	NONE	NONE
Debris	scalar	*Visual	NONE	NONE	NONE	NONE
Sand/Dirt	scalar	*Visual	NONE	NONE	NONE	NONE
Appearance	scalar	*Visual	NORML	NORML	NORML	NORML
Odor	scalar	*Visual	NORML	NORML	NORML	NORML
Emulsified Water	scalar	*Visual	>0.2	NEG	NEG	NEG

FLUID CONDITION

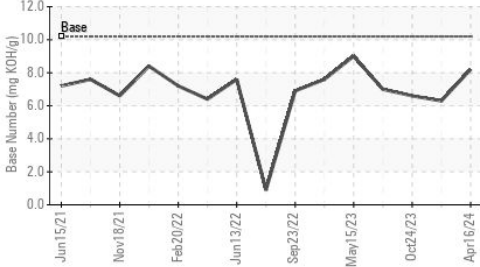
The BN result indicates that there is suitable alkalinity remaining in the oil. The condition of the oil is suitable for further service.

Sodium	ppm	ASTM D5185m		4	6	6
Boron	ppm	ASTM D5185m	50	5	3	5
Barium	ppm	ASTM D5185m	5	0	<1	3
Molybdenum	ppm	ASTM D5185m	50	68	66	79
Manganese	ppm	ASTM D5185m	0	<1	<1	<1
Magnesium	ppm	ASTM D5185m	560	968	1073	1227
Calcium	ppm	ASTM D5185m	1510	1127	1176	1305
Phosphorus	ppm	ASTM D5185m	780	1060	1158	1397
Zinc	ppm	ASTM D5185m	870	1258	1372	1542
Sulfur	ppm	ASTM D5185m	2040	3085	3121	4127
Oxidation	Abs/.1mm	*ASTM D7414	>25	18.7	21.4	20.9
Base Number (BN)	mg KOH/g	ASTM D2896	10.2	8.2	6.3	6.6
Visc @ 100°C	cSt	ASTM D445	15.1	13.8	13.7	13.9

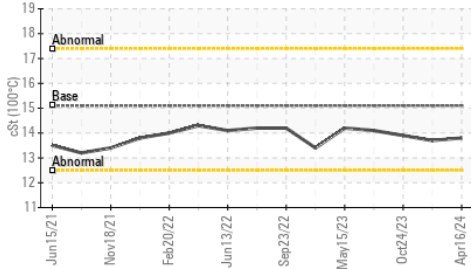
FT-IR (Direct Trend)



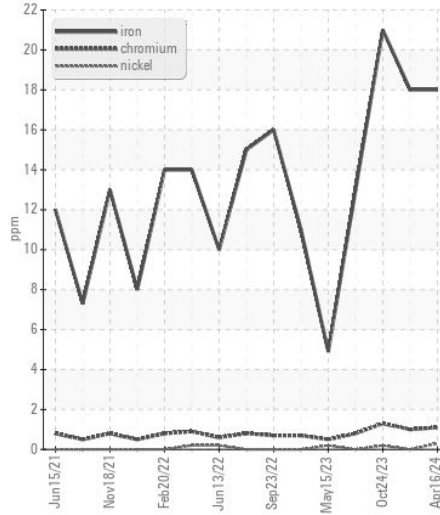
Base Number



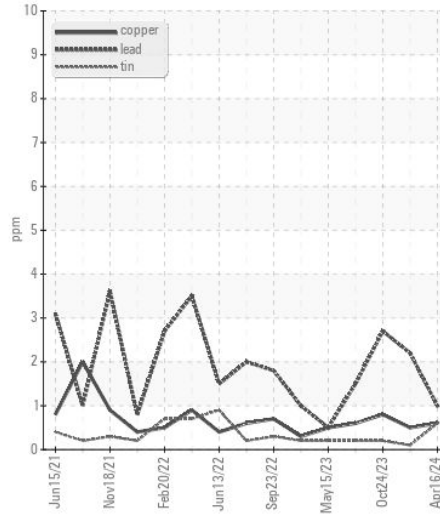
Viscosity @ 100°C



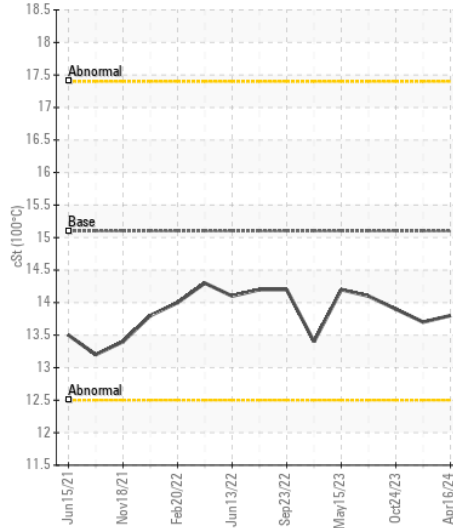
Ferrous Alloys



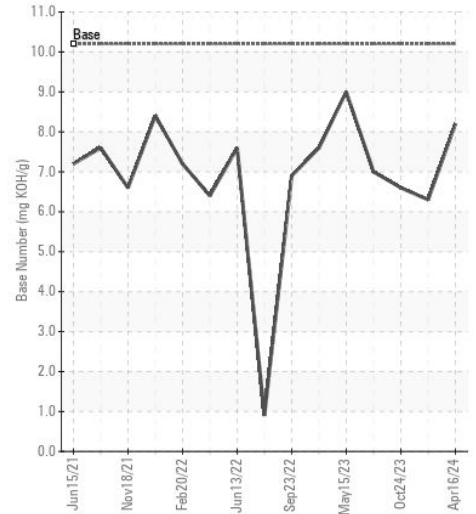
Non-ferrous Metals



Viscosity @ 100°C



Base Number



Certificate L2367

Laboratory : WearCheck USA - 501 Madison Ave., Cary, NC 27513
Sample No. : GFL0117477
Lab Number : 06155063
Unique Number : 10990486
Test Package : FLEET

GFL Environmental - 001 - Raleigh(CNG)

3741 Conquest Drive
 Garner, NC
 US 27529

Contact: Craig Johnson
 craig.johnson@gflenv.com

T: (919)662-7100
 F: (919)662-7130

To discuss this sample report, contact Customer Service at 1-800-237-1369.

* - Denotes test methods that are outside of the ISO 17025 scope of accreditation.

Statements of conformity to specifications are based on the simple acceptance decision rule (JCGM 106:2012)