



PacLease

OIL ANALYSIS REPORT

WEAR	NORMAL
CONTAMINATION	NORMAL
FLUID CONDITION	NORMAL

Machine Id
PETERBILT 846-4685 VLS
 Component
Diesel Engine
 Fluid
CHEVRON DELO 400 LE 15W40 (--- GAL)

RECOMMENDATION

Resample at the next service interval to monitor.

Test	UOM	Method	Limit/Abn	Current	History1	History2
Sample Number		Client Info		RPL0013528	RPL0012319	RPL0012287
Sample Date		Client Info		12 Dec 2023	09 Aug 2023	10 May 2023
Machine Age	mls	Client Info		73005	65205	60003
Oil Age	mls	Client Info		25070	17270	12068
Filter Age	mls	Client Info		25070	17270	12068
Oil Changed		Client Info		Changed	Not Changd	Not Changd
Filter Changed		Client Info		Changed	Not Changd	Not Changd
Sample Status				NORMAL	NORMAL	NORMAL

WEAR

Metal levels are typical for a new component breaking in.

Iron	ppm	ASTM D5185m	>110	22	15	12
Chromium	ppm	ASTM D5185m	>4	2	1	1
Nickel	ppm	ASTM D5185m	>2	0	0	<1
Titanium	ppm	ASTM D5185m		0	0	0
Silver	ppm	ASTM D5185m	>2	0	0	<1
Aluminum	ppm	ASTM D5185m	>25	5	1	5
Lead	ppm	ASTM D5185m	>45	1	1	2
Copper	ppm	ASTM D5185m	>85	3	<1	<1
Tin	ppm	ASTM D5185m	>4	<1	<1	<1
Vanadium	ppm	ASTM D5185m		0	0	<1
White Metal	scalar	*Visual	NONE	NONE	NONE	NONE
Yellow Metal	scalar	*Visual	NONE	NONE	NONE	NONE

CONTAMINATION

There is no indication of any contamination in the oil.

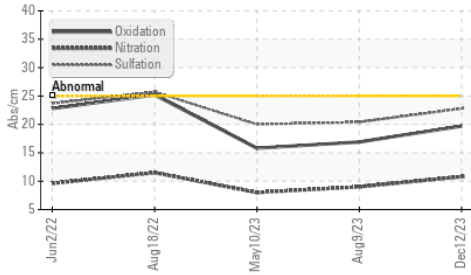
Silicon	ppm	ASTM D5185m	>30	6	5	6
Potassium	ppm	ASTM D5185m	>20	12	12	11
Fuel		WC Method	>5	<1.0	<1.0	<1.0
Water		WC Method	>0.2	NEG	NEG	NEG
Glycol		WC Method		NEG	NEG	NEG
Soot %	%	*ASTM D7844	>3	0.3	0.2	0.2
Nitration	Abs/cm	*ASTM D7624	>20	10.8	9.0	8.0
Sulfation	Abs/.1mm	*ASTM D7415	>30	22.8	20.4	20.0
Silt	scalar	*Visual	NONE	NONE	NONE	NONE
Debris	scalar	*Visual	NONE	NONE	NONE	NONE
Sand/Dirt	scalar	*Visual	NONE	NONE	NONE	NONE
Appearance	scalar	*Visual	NORML	NORML	NORML	NORML
Odor	scalar	*Visual	NORML	NORML	NORML	NORML
Emulsified Water	scalar	*Visual	>0.2	NEG	NEG	NEG

FLUID CONDITION

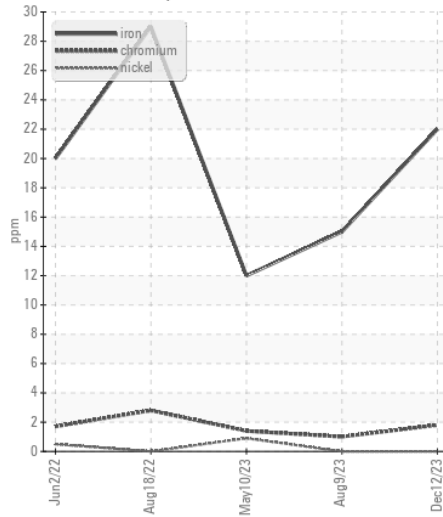
The BN result indicates that there is suitable alkalinity remaining in the oil. The condition of the oil is suitable for further service.

Sodium	ppm	ASTM D5185m		3	2	2
Boron	ppm	ASTM D5185m		20	21	26
Barium	ppm	ASTM D5185m		1	0	0
Molybdenum	ppm	ASTM D5185m		64	59	58
Manganese	ppm	ASTM D5185m		2	<1	<1
Magnesium	ppm	ASTM D5185m		837	880	873
Calcium	ppm	ASTM D5185m		1335	1306	1284
Phosphorus	ppm	ASTM D5185m	1200	970	963	1004
Zinc	ppm	ASTM D5185m	1300	1165	1209	1244
Sulfur	ppm	ASTM D5185m	3200	3179	3016	3714
Oxidation	Abs/.1mm	*ASTM D7414	>25	19.7	16.9	15.8
Base Number (BN)	mg KOH/g	ASTM D2896	9.6	6.1	7.3	8.3
Visc @ 100°C	cSt	ASTM D445	15.7	12.7	12.8	12.9

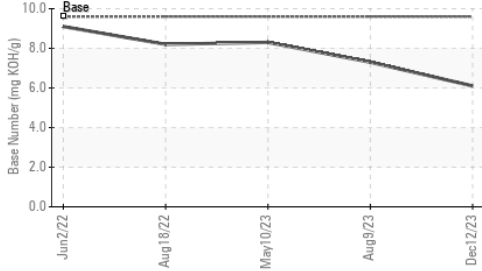
FT-IR (Direct Trend)



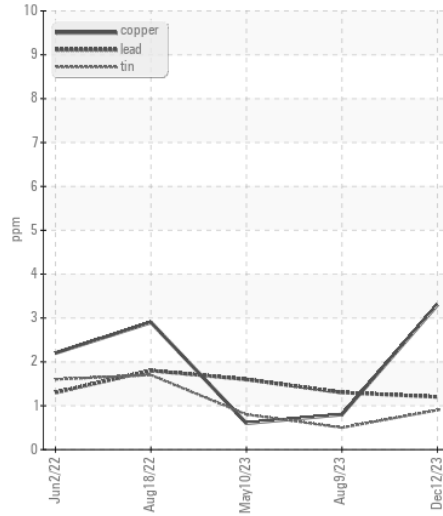
Ferrous Alloys



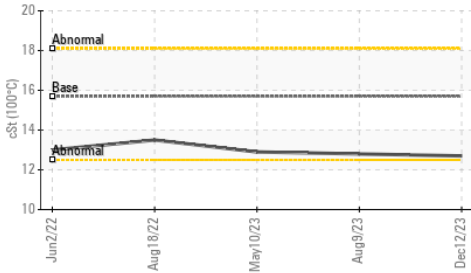
Base Number



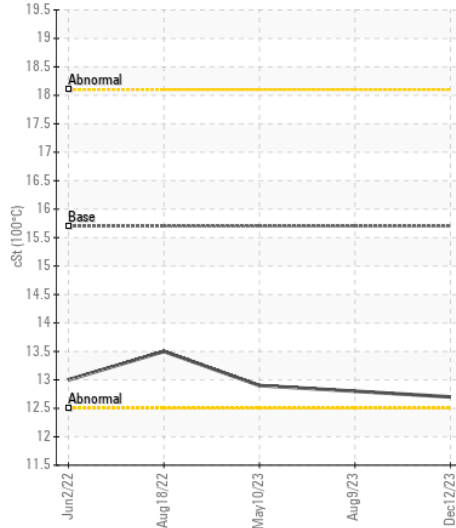
Non-ferrous Metals



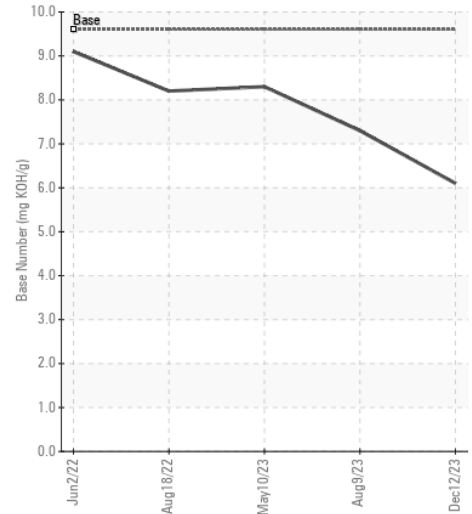
Viscosity @ 100°C



Viscosity @ 100°C



Base Number



Certificate L2367

Laboratory : WearCheck USA - 501 Madison Ave., Cary, NC 27513
Sample No. : RPL0013528
Lab Number : 06155676
Unique Number : 10991099
Test Package : FLEET

Received : 22 Apr 2024
Tested : 23 Apr 2024
Diagnosed : 23 Apr 2024 - Wes Davis

RTL PACLEASE - 7011 - El Cajon
 275 Vernon Way
 El Cajon, CA
 US 92020

Contact: Rudy Manager
 TrevizoR@RushEnterprises.Com

To discuss this sample report, contact Customer Service at 1-800-237-1369.

* - Denotes test methods that are outside of the ISO 17025 scope of accreditation.

Statements of conformity to specifications are based on the simple acceptance decision rule (JCGM 106:2012)

T: (909)829-1044

F: