



PacLease

OIL ANALYSIS REPORT

WEAR	NORMAL
CONTAMINATION	NORMAL
FLUID CONDITION	NORMAL

Area

[41374202]

Machine Id

Peterbilt 957-1643 Rental Unit

Component

Diesel Engine

Fluid

MOBIL DELVAC MX 15W40 (40 QTS)

RECOMMENDATION

Resample at the next service interval to monitor.

Test	UOM	Method	Limit/Abn	Current	History1	History2
Sample Number		Client Info		RPL0013622	RPL0013622	RPL0012145
Sample Date		Client Info		15 Sep 2023	15 Sep 2023	16 May 2023
Machine Age	mls	Client Info		119852	119852	92334
Oil Age	mls	Client Info		27518	27518	49222
Filter Age	mls	Client Info		27518	27518	49222
Oil Changed		Client Info		Not Changd	Not Changd	Changed
Filter Changed		Client Info		Not Changd	Not Changd	Changed
Sample Status				NORMAL	NORMAL	ABNORMAL

WEAR

All component wear rates are normal.

Iron	ppm	ASTM D5185m	>100	7	23	52
Chromium	ppm	ASTM D5185m	>20	<1	<1	2
Nickel	ppm	ASTM D5185m	>4	0	0	<1
Titanium	ppm	ASTM D5185m		0	0	<1
Silver	ppm	ASTM D5185m	>3	0	<1	<1
Aluminum	ppm	ASTM D5185m	>20	3	15	▲ 29
Lead	ppm	ASTM D5185m	>40	0	0	<1
Copper	ppm	ASTM D5185m	>330	5	2	5
Tin	ppm	ASTM D5185m	>15	<1	<1	1
Vanadium	ppm	ASTM D5185m		0	0	<1
White Metal	scalar	*Visual	NONE	NONE	NONE	NONE
Yellow Metal	scalar	*Visual	NONE	NONE	NONE	NONE

CONTAMINATION

There is no indication of any contamination in the oil.

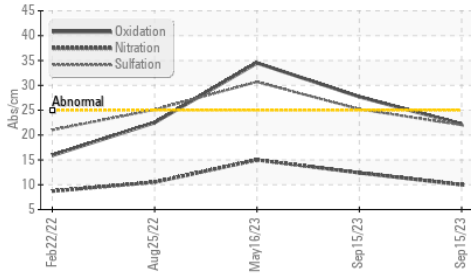
Silicon	ppm	ASTM D5185m	>25	7	10	11
Potassium	ppm	ASTM D5185m	>20	5	12	35
Fuel		WC Method	>5	<1.0	<1.0	<1.0
Water		WC Method	>0.2	NEG	NEG	NEG
Glycol		WC Method		NEG	NEG	NEG
Soot %	%	*ASTM D7844	>3	0.2	0.5	0.8
Nitration	Abs/cm	*ASTM D7624	>20	10.0	12.4	15.0
Sulfation	Abs/.1mm	*ASTM D7415	>30	22.0	25.2	30.7
Silt	scalar	*Visual	NONE	NONE	NONE	NONE
Debris	scalar	*Visual	NONE	NONE	NONE	NONE
Sand/Dirt	scalar	*Visual	NONE	NONE	NONE	NONE
Appearance	scalar	*Visual	NORML	NORML	NORML	NORML
Odor	scalar	*Visual	NORML	NORML	NORML	NORML
Emulsified Water	scalar	*Visual	>0.2	NEG	NEG	NEG

FLUID CONDITION

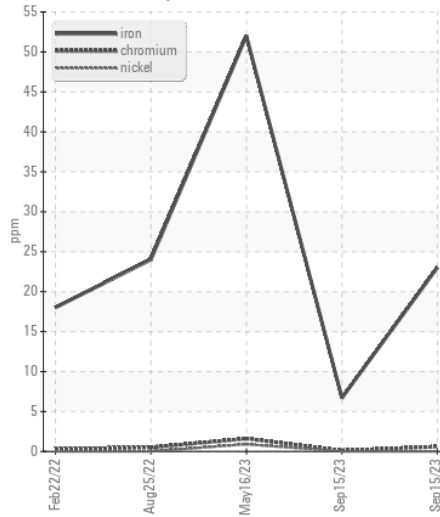
The BN result indicates that there is suitable alkalinity remaining in the oil. The condition of the oil is suitable for further service.

Sodium	ppm	ASTM D5185m		3	3	5
Boron	ppm	ASTM D5185m		31	24	21
Barium	ppm	ASTM D5185m		1	0	0
Molybdenum	ppm	ASTM D5185m		38	51	49
Manganese	ppm	ASTM D5185m		1	1	2
Magnesium	ppm	ASTM D5185m		567	540	587
Calcium	ppm	ASTM D5185m		1697	2009	1893
Phosphorus	ppm	ASTM D5185m		768	878	862
Zinc	ppm	ASTM D5185m		908	1113	1094
Sulfur	ppm	ASTM D5185m		2693	3220	3140
Oxidation	Abs/.1mm	*ASTM D7414	>25	22.2	27.7	34.5
Base Number (BN)	mg KOH/g	ASTM D2896	12	7.6	6.0	4.3
Visc @ 100°C	cSt	ASTM D445	14.4	13.4	14.2	14.6

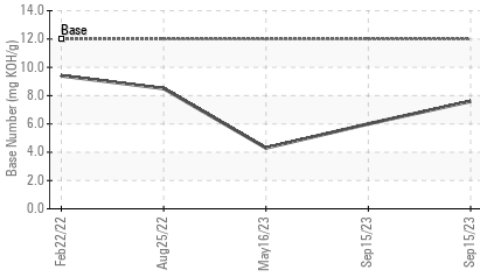
FT-IR (Direct Trend)



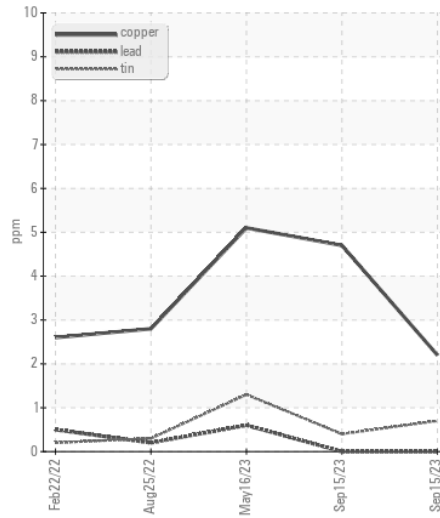
Ferrous Alloys



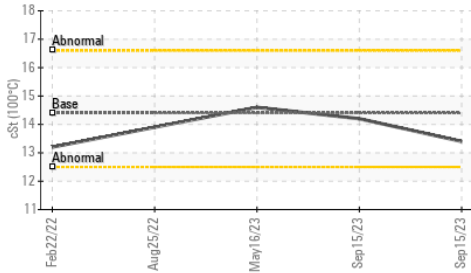
Base Number



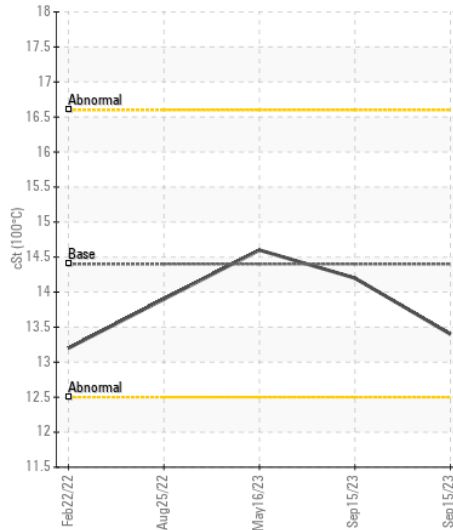
Non-ferrous Metals



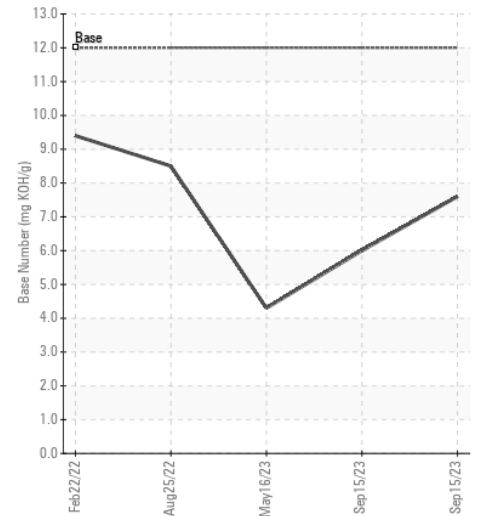
Viscosity @ 100°C



Viscosity @ 100°C



Base Number



Certificate L2367

Laboratory : WearCheck USA - 501 Madison Ave., Cary, NC 27513
Sample No. : RPL0013622
Lab Number : 06155678
Unique Number : 10991101
Test Package : FLEET

Received : 22 Apr 2024
Tested : 23 Apr 2024
Diagnosed : 23 Apr 2024 - Wes Davis

RTL PACLEASE - 7002 - San Antonio
 8810 IH-10 Frontage Road
 Converse, TX
 US 78109

Contact: Mike Friel
 FrielM@RushEnterprises.Com

To discuss this sample report, contact Customer Service at 1-800-237-1369.

* - Denotes test methods that are outside of the ISO 17025 scope of accreditation.

Statements of conformity to specifications are based on the simple acceptance decision rule (JCGM 106:2012)

T: (210)901-7283

F: