



WEAR	NORMAL
CONTAMINATION	NORMAL
FLUID CONDITION	NORMAL

Area
DMA
Machine Id
Component
DMA - NEW (S/N RG609L137609)
Fluid
CHEVRON DELO 710 LE (8 GAL)

RECOMMENDATION

Resample at the next service interval to monitor.

Test	UOM	Method	Limit/Abn	Current	History1	History2
Sample Number		Client Info		MW0065606	MW0025252	MW0039849
Sample Date		Client Info		28 Mar 2024	14 Dec 2022	19 Oct 2022
Machine Age	hrs	Client Info		7400	2633	2349
Oil Age	hrs	Client Info		233	283	239
Filter Age	hrs	Client Info		233	283	239
Oil Changed		Client Info		Changed	Changed	Changed
Filter Changed		Client Info		Changed	Changed	Changed
Sample Status				NORMAL	NORMAL	NORMAL

WEAR

All component wear rates are normal.

Iron	ppm	ASTM D5185m	>50	8	10	8
Chromium	ppm	ASTM D5185m	>4	<1	1	1
Nickel	ppm	ASTM D5185m	>2	0	<1	<1
Titanium	ppm	ASTM D5185m		0	0	0
Silver	ppm	ASTM D5185m	>5	0	0	0
Aluminum	ppm	ASTM D5185m	>12	<1	<1	1
Lead	ppm	ASTM D5185m	>17	0	2	<1
Copper	ppm	ASTM D5185m	>70	2	4	<1
Tin	ppm	ASTM D5185m	>15	<1	<1	<1
Vanadium	ppm	ASTM D5185m		0	0	0
White Metal	scalar	*Visual	NONE	NONE	NONE	NONE
Yellow Metal	scalar	*Visual	NONE	NONE	NONE	NONE

CONTAMINATION

There is no indication of any contamination in the oil.

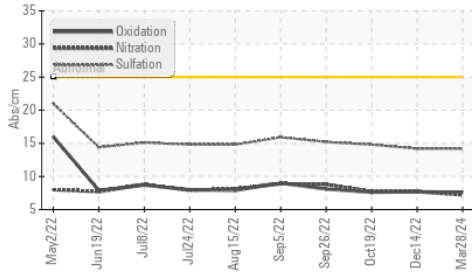
Silicon	ppm	ASTM D5185m	>25	2	2	2
Potassium	ppm	ASTM D5185m	>20	0	0	0
Fuel		WC Method	>4.0	<1.0	<1.0	<1.0
Water		WC Method	>0.1	NEG	NEG	NEG
Glycol		WC Method		NEG	NEG	NEG
Soot %	%	*ASTM D7844		0.1	0.2	0.2
Nitration	Abs/cm	*ASTM D7624	>20	7.2	7.7	7.7
Sulfation	Abs/.1mm	*ASTM D7415	>30	14.2	14.2	14.8
Silt	scalar	*Visual	NONE	NONE	NONE	NONE
Debris	scalar	*Visual	NONE	NONE	NONE	NONE
Sand/Dirt	scalar	*Visual	NONE	NONE	NONE	NONE
Appearance	scalar	*Visual	NORML	NORML	NORML	NORML
Odor	scalar	*Visual	NORML	NORML	NORML	NORML
Emulsified Water	scalar	*Visual	>0.1	NEG	NEG	NEG

FLUID CONDITION

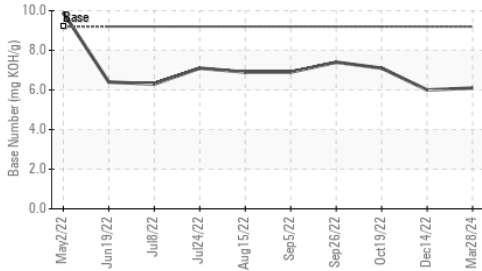
The BN result indicates that there is suitable alkalinity remaining in the oil. The condition of the oil is suitable for further service.

Sodium	ppm	ASTM D5185m		2	<1	<1
Boron	ppm	ASTM D5185m		45	37	37
Barium	ppm	ASTM D5185m		1	0	0
Molybdenum	ppm	ASTM D5185m		46	48	45
Manganese	ppm	ASTM D5185m		1	<1	<1
Magnesium	ppm	ASTM D5185m		26	13	14
Calcium	ppm	ASTM D5185m		3423	3563	3321
Phosphorus	ppm	ASTM D5185m		7	21	32
Zinc	ppm	ASTM D5185m	10	14	0	0
Sulfur	ppm	ASTM D5185m		2416	2373	2169
Oxidation	Abs/.1mm	*ASTM D7414	>25	7.6	7.7	7.6
Base Number (BN)	mg KOH/g	ASTM D2896	9.2	6.1	6.0	7.1
Visc @ 100°C	cSt	ASTM D445	15.5	13.9	14.3	14.1

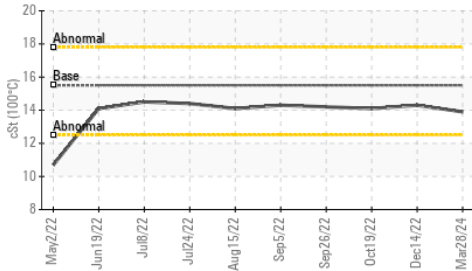
FT-IR (Direct Trend)



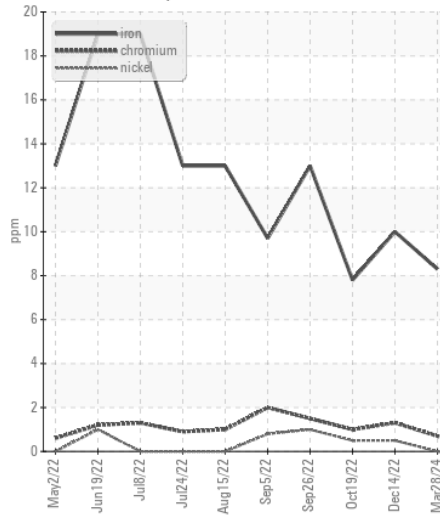
Base Number



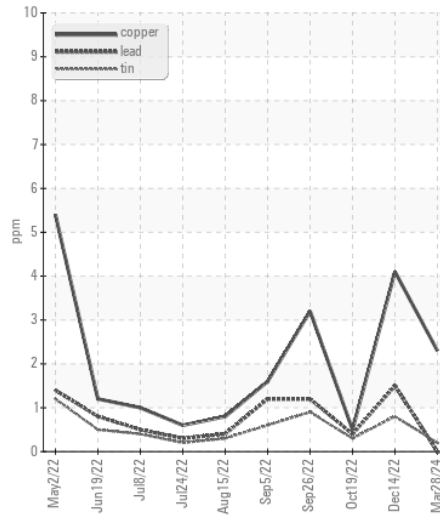
Viscosity @ 100°C



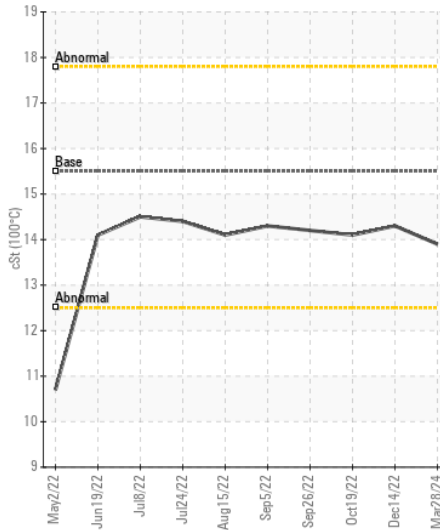
Ferrous Alloys



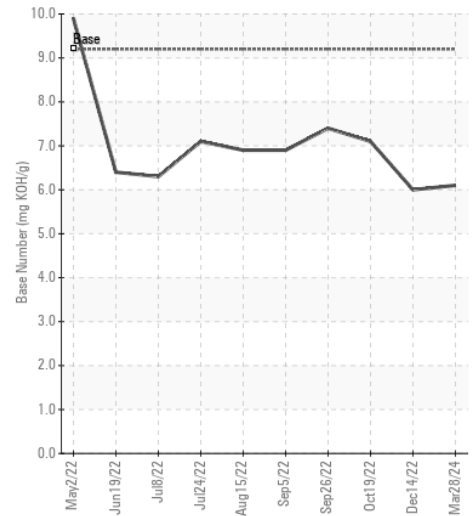
Non-ferrous Metals



Viscosity @ 100°C



Base Number



Certificate L2367

Laboratory : WearCheck USA - 501 Madison Ave., Cary, NC 27513
Sample No. : MW0065606
Lab Number : 06155752
Unique Number : 10991175
Test Package : MAR 2

Received : 22 Apr 2024
Tested : 23 Apr 2024
Diagnosed : 23 Apr 2024 - Wes Davis

AMERICAN RIVER TRANSPORTATION CO.
 P.O. BOX 2889
 ST. LOUIS, MO
 US 63111
 Contact: BRIAN GRIEWING
 brian.griewing@adm.com

To discuss this sample report, contact Customer Service at 1-800-237-1369.

* - Denotes test methods that are outside of the ISO 17025 scope of accreditation.

Statements of conformity to specifications are based on the simple acceptance decision rule (JCGM 106:2012)

T:
 F: (314)481-5278