



WEAR	NORMAL
CONTAMINATION	NORMAL
FLUID CONDITION	NORMAL

Machine Id
731125
 Component
Natural Gas Engine
 Fluid
PETRO CANADA DURON GEO LD 15W40 (--- GAL)

RECOMMENDATION

Resample at the next service interval to monitor.

Test	UOM	Method	Limit/Abn	Current	History1	History2
Sample Number		Client Info		GFL0114067	GFL0114071	GFL0109802
Sample Date		Client Info		18 Apr 2024	25 Mar 2024	29 Feb 2024
Machine Age	hrs	Client Info		7216	7085	6950
Oil Age	hrs	Client Info		0	0	0
Filter Age	hrs	Client Info		0	0	0
Oil Changed		Client Info		Not Changd	Not Changd	Not Changd
Filter Changed		Client Info		Not Changd	Not Changd	Not Changd
Sample Status				NORMAL	NORMAL	NORMAL

WEAR

All component wear rates are normal.

Iron	ppm	ASTM D5185m	>50	11	9	6
Chromium	ppm	ASTM D5185m	>4	<1	<1	0
Nickel	ppm	ASTM D5185m	>2	0	<1	<1
Titanium	ppm	ASTM D5185m		0	<1	0
Silver	ppm	ASTM D5185m	>3	0	<1	0
Aluminum	ppm	ASTM D5185m	>9	1	2	1
Lead	ppm	ASTM D5185m	>30	<1	2	<1
Copper	ppm	ASTM D5185m	>35	3	1	0
Tin	ppm	ASTM D5185m	>4	<1	1	0
Vanadium	ppm	ASTM D5185m		0	<1	0
White Metal	scalar	*Visual	NONE	NONE	NONE	NONE
Yellow Metal	scalar	*Visual	NONE	NONE	NONE	NONE

CONTAMINATION

There is no indication of any contamination in the oil.

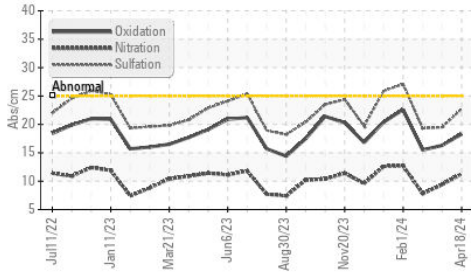
Silicon	ppm	ASTM D5185m	>+100	4	6	4
Potassium	ppm	ASTM D5185m	>20	0	2	0
Water		WC Method	>0.1	NEG	NEG	NEG
Soot %	%	*ASTM D7844		0	0	0
Nitration	Abs/cm	*ASTM D7624	>20	11.3	9.4	7.8
Sulfation	Abs/.1mm	*ASTM D7415	>30	22.7	19.5	19.3
Silt	scalar	*Visual	NONE	NONE	NONE	NONE
Debris	scalar	*Visual	NONE	NONE	NONE	NONE
Sand/Dirt	scalar	*Visual	NONE	NONE	NONE	NONE
Appearance	scalar	*Visual	NORML	NORML	NORML	NORML
Odor	scalar	*Visual	NORML	NORML	NORML	NORML
Emulsified Water	scalar	*Visual	>0.1	NEG	NEG	NEG

FLUID CONDITION

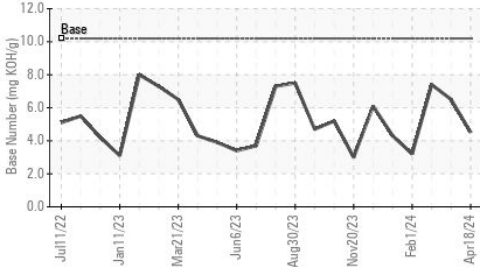
The BN result indicates that there is suitable alkalinity remaining in the oil. The condition of the oil is suitable for further service.

Sodium	ppm	ASTM D5185m		8	6	5
Boron	ppm	ASTM D5185m	50	13	20	30
Barium	ppm	ASTM D5185m	5	1	0	0
Molybdenum	ppm	ASTM D5185m	50	55	54	52
Manganese	ppm	ASTM D5185m	0	2	<1	<1
Magnesium	ppm	ASTM D5185m	560	598	559	636
Calcium	ppm	ASTM D5185m	1510	1770	1650	1789
Phosphorus	ppm	ASTM D5185m	780	814	821	926
Zinc	ppm	ASTM D5185m	870	1045	1017	1084
Sulfur	ppm	ASTM D5185m	2040	3009	2695	2956
Oxidation	Abs/.1mm	*ASTM D7414	>25	18.3	16.3	15.5
Base Number (BN)	mg KOH/g	ASTM D2896	10.2	4.5	6.5	7.4
Visc @ 100°C	cSt	ASTM D445	15.1	14.3	14.1	14.1

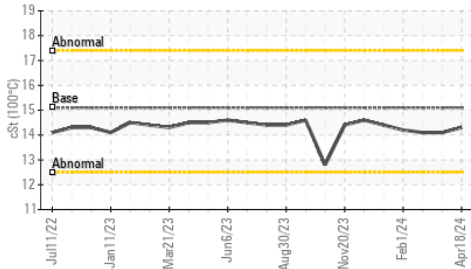
FT-IR (Direct Trend)



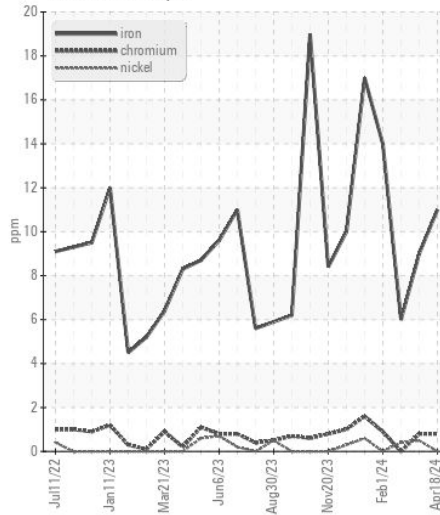
Base Number



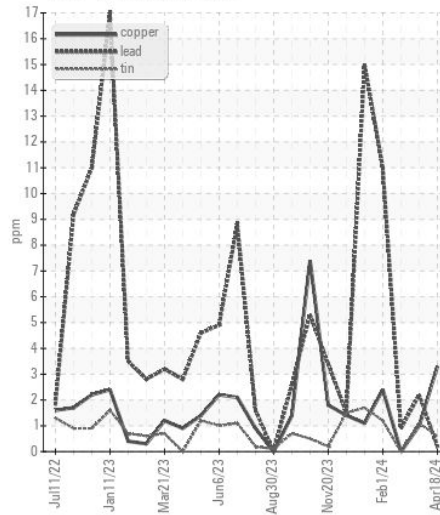
Viscosity @ 100°C



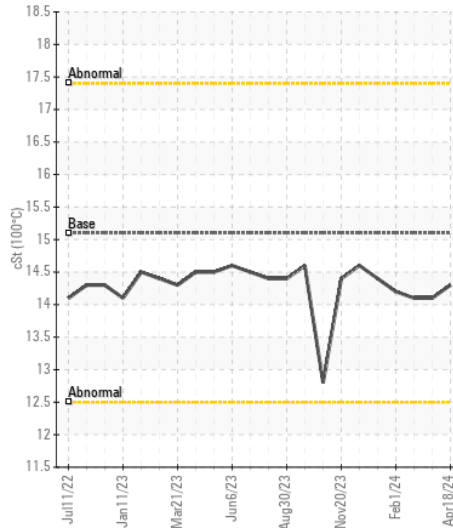
Ferrous Alloys



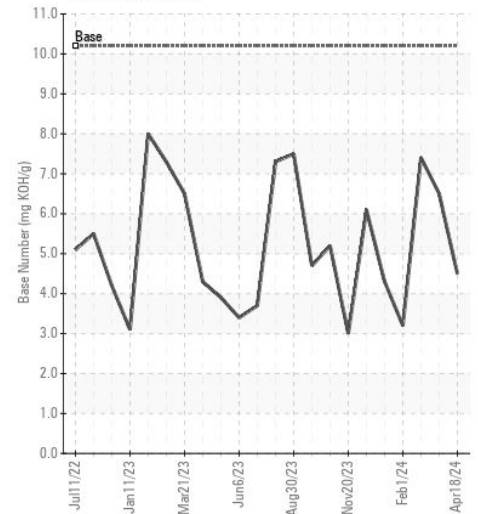
Non-ferrous Metals



Viscosity @ 100°C



Base Number



Certificate L2367

Laboratory : WearCheck USA - 501 Madison Ave., Cary, NC 27513
Sample No. : GFL0114067
Lab Number : 06155758
Unique Number : 10991181
Test Package : FLEET

Received : 22 Apr 2024
Tested : 23 Apr 2024
Diagnosed : 23 Apr 2024 - Wes Davis

GFL Environmental - 836 - Kansas City Hauling
 7801 East Truman Road
 Kansas City, MO
 US 64126
 Contact: Loyce Stewart
 loyce.stewart@gflenv.com

To discuss this sample report, contact Customer Service at 1-800-237-1369.

* - Denotes test methods that are outside of the ISO 17025 scope of accreditation.

Statements of conformity to specifications are based on the simple acceptance decision rule (JCGM 106:2012)

T:
F: