



# VOLVO

## OIL ANALYSIS REPORT

WEAR	<b>NORMAL</b>
CONTAMINATION	<b>NORMAL</b>
FLUID CONDITION	<b>NORMAL</b>



Area  
**[SWO-0714203]**  
 Machine Id  
**VOLVO L120H 632828**  
 Component  
**Front Axle**  
 Fluid  
**TDH FLUID SAE 75W80 (--- GAL)**

### RECOMMENDATION

Resample at the next service interval to monitor.

Test	UOM	Method	Limit/Abn	Current	History1	History2
Sample Number		Client Info		<b>VCP455432</b>	VCP414813	VCP434025
Sample Date		Client Info		<b>16 Apr 2024</b>	05 Jan 2024	04 Oct 2023
Machine Age	hrs	Client Info		<b>4868</b>	4372	3901
Oil Age	hrs	Client Info		<b>0</b>	0	0
Filter Age	hrs	Client Info		<b>0</b>	0	0
Oil Changed		Client Info		<b>Not Changed</b>	Not Changed	Changed
Filter Changed		Client Info		<b>Not Changed</b>	Not Changed	Not Changed
Sample Status				<b>NORMAL</b>	NORMAL	NORMAL

### WEAR

All component wear rates are normal.

Iron	ppm	ASTM D5185m	>500	<b>85</b>	92	128
Chromium	ppm	ASTM D5185m	>20	<b>2</b>	2	2
Nickel	ppm	ASTM D5185m	>10	<b>0</b>	<1	0
Titanium	ppm	ASTM D5185m		<b>&lt;1</b>	<1	0
Silver	ppm	ASTM D5185m		<b>0</b>	0	0
Aluminum	ppm	ASTM D5185m	>30	<b>&lt;1</b>	2	1
Lead	ppm	ASTM D5185m	>50	<b>&lt;1</b>	<1	0
Copper	ppm	ASTM D5185m	>120	<b>6</b>	7	17
Tin	ppm	ASTM D5185m	>20	<b>0</b>	0	<1
Vanadium	ppm	ASTM D5185m		<b>&lt;1</b>	0	0
White Metal	scalar	*Visual	NONE	<b>NONE</b>	NONE	NONE
Yellow Metal	scalar	*Visual	NONE	<b>NONE</b>	NONE	NONE

### CONTAMINATION

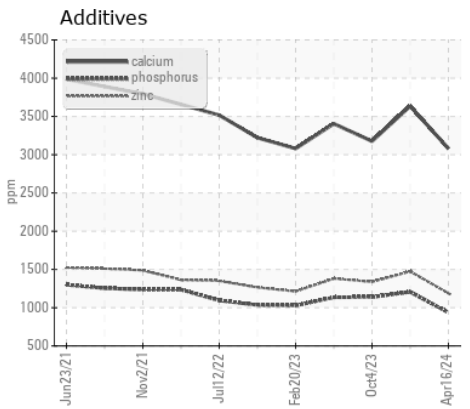
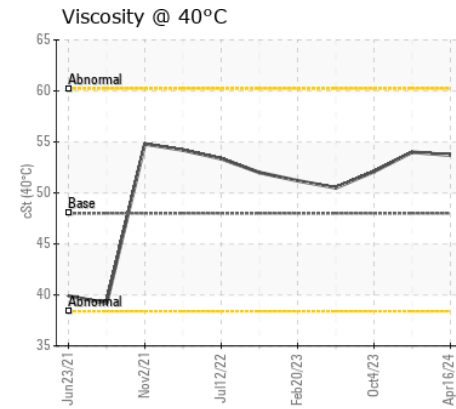
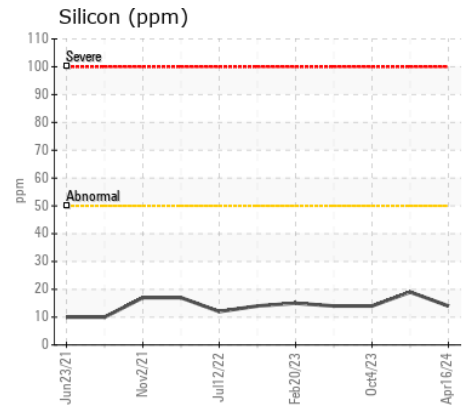
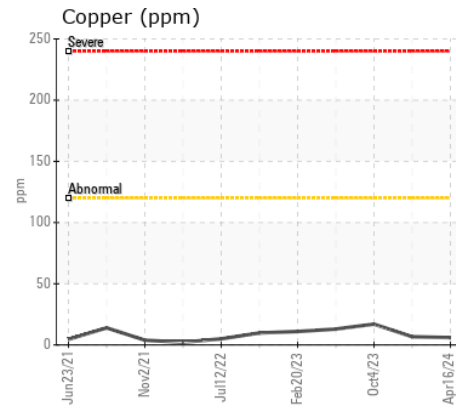
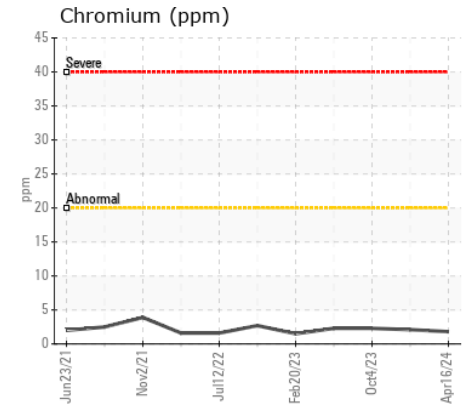
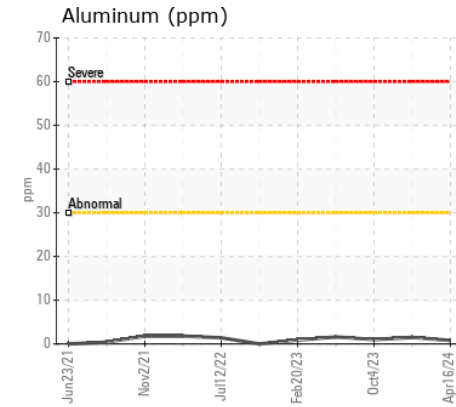
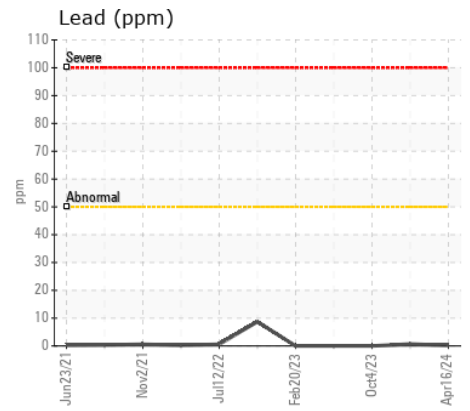
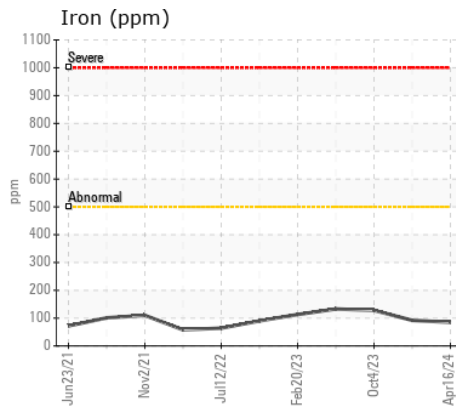
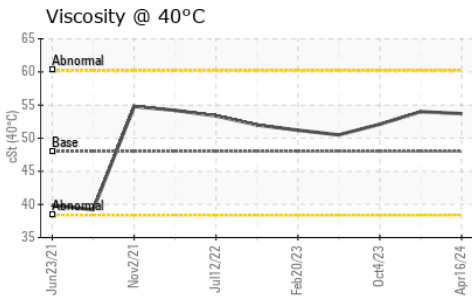
There is no indication of any contamination in the fluid.

Silicon	ppm	ASTM D5185m	>50	<b>14</b>	19	14
Potassium	ppm	ASTM D5185m	>20	<b>0</b>	2	0
Water		WC Method	>0.2	<b>NEG</b>	NEG	NEG
Silt	scalar	*Visual	NONE	<b>NONE</b>	NONE	NONE
Debris	scalar	*Visual	NONE	<b>NONE</b>	NONE	NONE
Sand/Dirt	scalar	*Visual	NONE	<b>NONE</b>	NONE	NONE
Appearance	scalar	*Visual	NORML	<b>NORML</b>	NORML	NORML
Odor	scalar	*Visual	NORML	<b>NORML</b>	NORML	NORML
Emulsified Water	scalar	*Visual	>0.2	<b>NEG</b>	NEG	NEG

### FLUID CONDITION

The condition of the fluid is acceptable for the time in service.

Sodium	ppm	ASTM D5185m		<b>2</b>	0	8
Boron	ppm	ASTM D5185m	10	<b>110</b>	142	104
Barium	ppm	ASTM D5185m	10	<b>0</b>	2	0
Molybdenum	ppm	ASTM D5185m	10	<b>3</b>	5	3
Manganese	ppm	ASTM D5185m		<b>4</b>	4	4
Magnesium	ppm	ASTM D5185m	100	<b>45</b>	51	44
Calcium	ppm	ASTM D5185m	3500	<b>3080</b>	3635	3176
Phosphorus	ppm	ASTM D5185m	1150	<b>937</b>	1207	1139
Zinc	ppm	ASTM D5185m	1150	<b>1189</b>	1475	1337
Sulfur	ppm	ASTM D5185m	5000	<b>5190</b>	5729	4680
Visc @ 40°C	cSt	ASTM D445	48	<b>53.7</b>	54.0	52.1



Certificate L2367

Laboratory : WearCheck USA - 501 Madison Ave., Cary, NC 27513

Sample No. : VCP455432

Lab Number : 06156382

Unique Number : 10991805

Test Package : MOB 1

Received : 22 Apr 2024

Tested : 23 Apr 2024

Diagnosed : 24 Apr 2024 - Don Baldrige

SAIIA CONSTRUCTION LLC

4400 LEWISBURG RD

BIRMINGHAM, AL

US 35207

Contact: STEPHANI BRITTON

sbritton@saiia.com;doug.bogart@wearcheck.com

T: (205)943-2268

F: (205)943-2269

To discuss this sample report, contact Customer Service at 1-800-237-1369.

\* - Denotes test methods that are outside of the ISO 17025 scope of accreditation.

Statements of conformity to specifications are based on the simple acceptance decision rule (JCGM 106:2012)