



WEAR	NORMAL
CONTAMINATION	NORMAL
FLUID CONDITION	NORMAL

Machine Id
934025
 Component
Natural Gas Engine
 Fluid
PETRO CANADA DURON GEO LD 15W40 (--- GAL)

RECOMMENDATION

Resample at the next service interval to monitor.

Test	UOM	Method	Limit/Abn	Current	History1	History2
Sample Number		Client Info		GFL0114184	GFL0114171	GFL0108037
Sample Date		Client Info		11 Apr 2024	25 Mar 2024	07 Mar 2024
Machine Age	hrs	Client Info		2240	2119	1994
Oil Age	hrs	Client Info		2240	2119	1994
Filter Age	hrs	Client Info		0	0	0
Oil Changed		Client Info		Not Changd	Not Changd	Not Changd
Filter Changed		Client Info		Not Changd	Not Changd	Not Changd
Sample Status				NORMAL	NORMAL	NORMAL

WEAR

All component wear rates are normal.

Iron	ppm	ASTM D5185m	>50	40	36	34
Chromium	ppm	ASTM D5185m	>4	2	2	1
Nickel	ppm	ASTM D5185m	>2	3	2	1
Titanium	ppm	ASTM D5185m		<1	<1	0
Silver	ppm	ASTM D5185m	>3	<1	<1	0
Aluminum	ppm	ASTM D5185m	>9	8	7	5
Lead	ppm	ASTM D5185m	>30	2	2	2
Copper	ppm	ASTM D5185m	>35	10	8	6
Tin	ppm	ASTM D5185m	>4	2	2	<1
Vanadium	ppm	ASTM D5185m		<1	<1	0
White Metal	scalar	*Visual	NONE	NONE	NONE	NONE
Yellow Metal	scalar	*Visual	NONE	NONE	NONE	NONE

CONTAMINATION

There is no indication of any contamination in the oil.

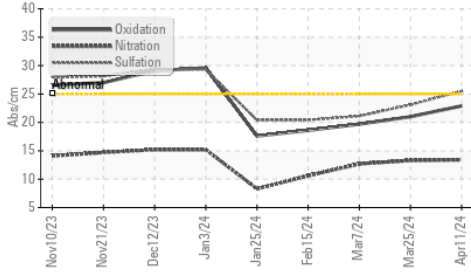
Silicon	ppm	ASTM D5185m	>+100	10	10	8
Potassium	ppm	ASTM D5185m	>20	6	5	3
Water		WC Method	>0.1	NEG	NEG	NEG
Soot %	%	*ASTM D7844		0.1	0	0
Nitration	Abs/cm	*ASTM D7624	>20	13.4	13.3	12.7
Sulfation	Abs/.1mm	*ASTM D7415	>30	25.5	23.1	21.1
Silt	scalar	*Visual	NONE	NONE	NONE	NONE
Debris	scalar	*Visual	NONE	NONE	NONE	NONE
Sand/Dirt	scalar	*Visual	NONE	NONE	NONE	NONE
Appearance	scalar	*Visual	NORML	NORML	NORML	NORML
Odor	scalar	*Visual	NORML	NORML	NORML	NORML
Emulsified Water	scalar	*Visual	>0.1	NEG	NEG	NEG

FLUID CONDITION

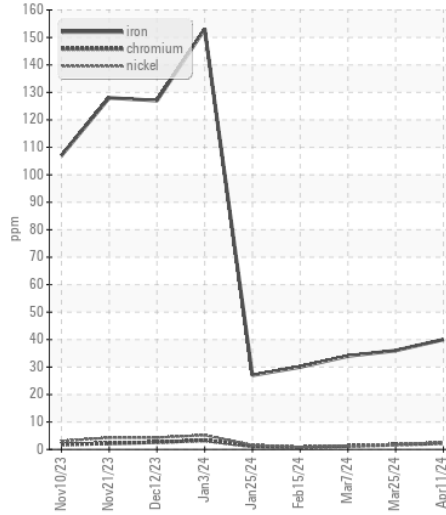
The BN result indicates that there is suitable alkalinity remaining in the oil. The condition of the oil is suitable for further service.

Sodium	ppm	ASTM D5185m		10	9	8
Boron	ppm	ASTM D5185m	50	7	7	12
Barium	ppm	ASTM D5185m	5	1	1	<1
Molybdenum	ppm	ASTM D5185m	50	63	63	58
Manganese	ppm	ASTM D5185m	0	4	4	4
Magnesium	ppm	ASTM D5185m	560	657	625	676
Calcium	ppm	ASTM D5185m	1510	1711	1716	1729
Phosphorus	ppm	ASTM D5185m	780	778	775	828
Zinc	ppm	ASTM D5185m	870	1080	1038	1040
Sulfur	ppm	ASTM D5185m	2040	2588	2510	2948
Oxidation	Abs/.1mm	*ASTM D7414	>25	22.9	21.0	19.7
Base Number (BN)	mg KOH/g	ASTM D2896	10.2	3.5	4.3	5.2
Visc @ 100°C	cSt	ASTM D445	15.1	14.7	14.8	14.7

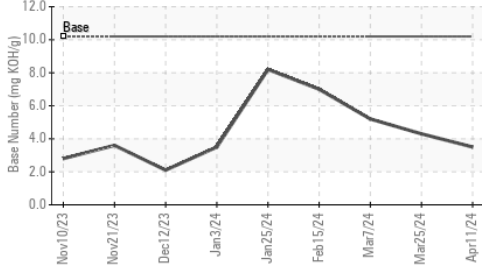
FT-IR (Direct Trend)



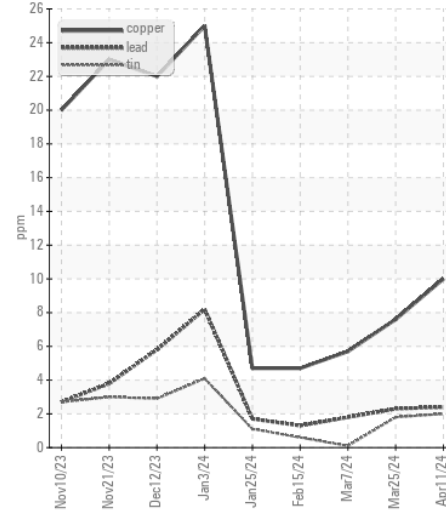
Ferrous Alloys



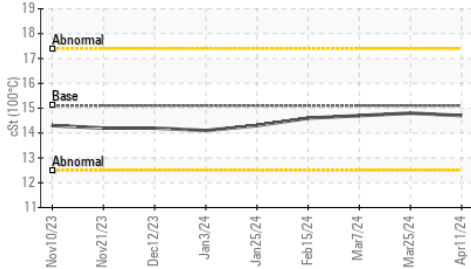
Base Number



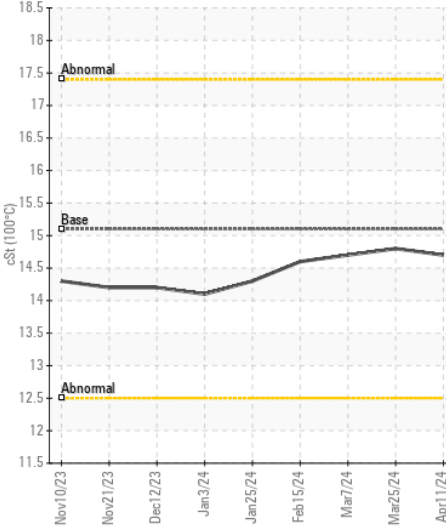
Non-ferrous Metals



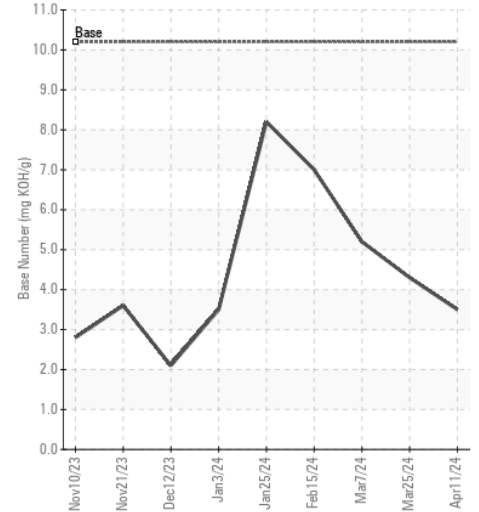
Viscosity @ 100°C



Viscosity @ 100°C



Base Number



Certificate L2367

Laboratory : WearCheck USA - 501 Madison Ave., Cary, NC 27513
Sample No. : GFL0114184
Lab Number : 06156623
Unique Number : 10992046
Test Package : FLEET

Received : 22 Apr 2024
Tested : 23 Apr 2024
Diagnosed : 24 Apr 2024 - Sean Felton

GFL Environmental - 837 - Harrison TS
 22820 S State Route 291
 Harrisonville, MO
 US 64701
 Contact: SARA PATRICK
 spatrick@gflenv.com

To discuss this sample report, contact Customer Service at 1-800-237-1369.

* - Denotes test methods that are outside of the ISO 17025 scope of accreditation.

Statements of conformity to specifications are based on the simple acceptance decision rule (JCGM 106:2012)

T:
F: