



WEAR	NORMAL
CONTAMINATION	NORMAL
FLUID CONDITION	NORMAL

Area
FLEET
Machine Id
26376 (S/N 4V4NC9EH4GN963632)
Component
Diesel Engine
Fluid
PETRO CANADA DURON SHP 10W30 (42 QTS)

RECOMMENDATION

Resample at the next service interval to monitor. Please specify the component make and model with your next sample.

Test	UOM	Method	Limit/Abn	Current	History1	History2
Sample Number		Client Info		PCA0119912	PCA0113712	PCA0105971
Sample Date		Client Info		11 Apr 2024	04 Jan 2024	12 Oct 2023
Machine Age	mls	Client Info		488791	476419	449479
Oil Age	mls	Client Info		39312	26940	30000
Filter Age	mls	Client Info		12627	26940	15000
Oil Changed		Client Info		Changed	Not Changd	Changed
Filter Changed		Client Info		Changed	Changed	Changed
Sample Status				NORMAL	NORMAL	NORMAL

WEAR

All component wear rates are normal.

Iron	ppm	ASTM D5185m	>100	32	19	34
Chromium	ppm	ASTM D5185m	>20	1	<1	<1
Nickel	ppm	ASTM D5185m	>4	2	0	<1
Titanium	ppm	ASTM D5185m		<1	0	0
Silver	ppm	ASTM D5185m	>3	<1	0	0
Aluminum	ppm	ASTM D5185m	>20	4	2	3
Lead	ppm	ASTM D5185m	>40	4	1	4
Copper	ppm	ASTM D5185m	>330	65	65	26
Tin	ppm	ASTM D5185m	>15	3	<1	3
Vanadium	ppm	ASTM D5185m		<1	0	0
White Metal	scalar	*Visual	NONE	NONE	NONE	NONE
Yellow Metal	scalar	*Visual	NONE	NONE	NONE	NONE

CONTAMINATION

There is no indication of any contamination in the oil.

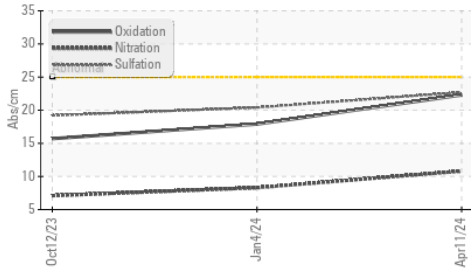
Silicon	ppm	ASTM D5185m	>25	9	8	22
Potassium	ppm	ASTM D5185m	>20	6	4	4
Fuel		WC Method	>5	<1.0	<1.0	<1.0
Water		WC Method	>0.2	NEG	NEG	NEG
Glycol		WC Method		NEG	NEG	NEG
Soot %	%	*ASTM D7844	>3	0.4	0.2	0.2
Nitration	Abs/cm	*ASTM D7624	>20	10.8	8.3	7.1
Sulfation	Abs/.1mm	*ASTM D7415	>30	22.7	20.4	19.2
Silt	scalar	*Visual	NONE	NONE	NONE	NONE
Debris	scalar	*Visual	NONE	NONE	NONE	NONE
Sand/Dirt	scalar	*Visual	NONE	NONE	NONE	NONE
Appearance	scalar	*Visual	NORML	NORML	NORML	NORML
Odor	scalar	*Visual	NORML	NORML	NORML	NORML
Emulsified Water	scalar	*Visual	>0.2	NEG	NEG	NEG

FLUID CONDITION

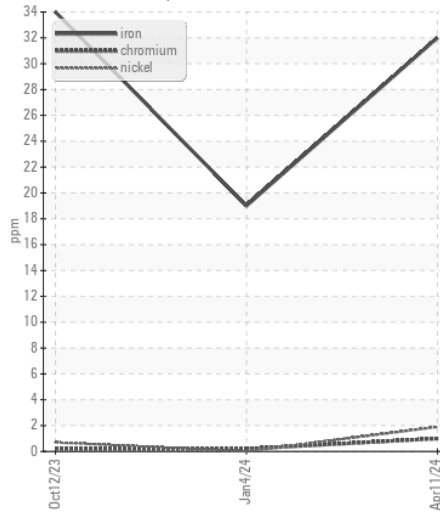
The BN result indicates that there is suitable alkalinity remaining in the oil. The condition of the oil is suitable for further service.

Sodium	ppm	ASTM D5185m		13	6	1
Boron	ppm	ASTM D5185m	2	1	3	67
Barium	ppm	ASTM D5185m	0	0	0	0
Molybdenum	ppm	ASTM D5185m	50	61	62	65
Manganese	ppm	ASTM D5185m	0	1	0	<1
Magnesium	ppm	ASTM D5185m	950	893	921	397
Calcium	ppm	ASTM D5185m	1050	1137	1176	1769
Phosphorus	ppm	ASTM D5185m	995	1028	1031	1067
Zinc	ppm	ASTM D5185m	1180	1242	1254	1248
Sulfur	ppm	ASTM D5185m	2600	2339	2610	3820
Oxidation	Abs/.1mm	*ASTM D7414	>25	22.3	17.9	15.7
Base Number (BN)	mg KOH/g	ASTM D2896		3.8	6.5	7.5
Visc @ 100°C	cSt	ASTM D445	12.00	11.4	10.9	11.5

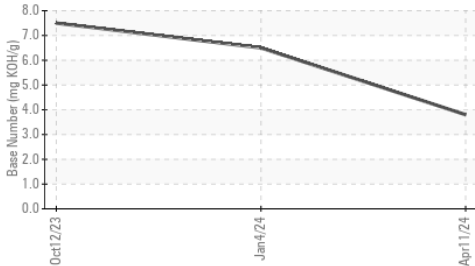
FT-IR (Direct Trend)



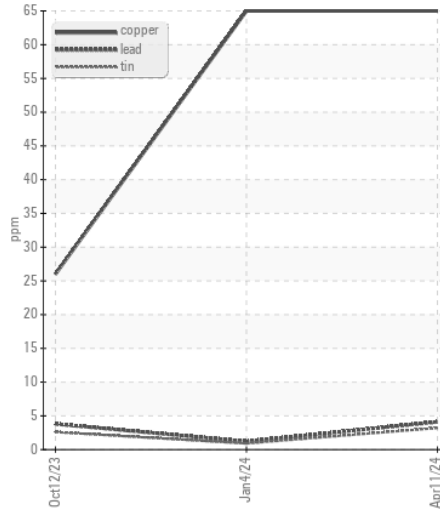
Ferrous Alloys



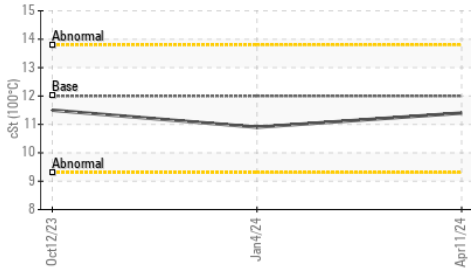
Base Number



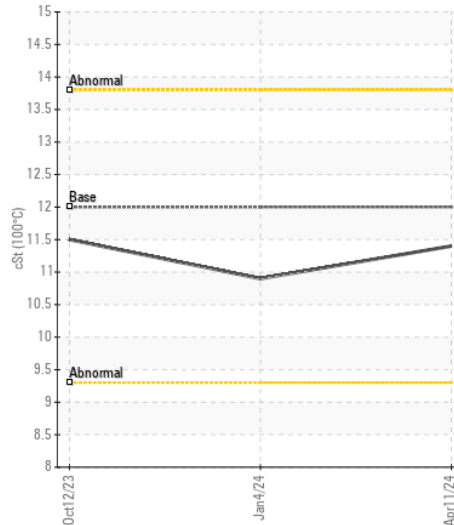
Non-ferrous Metals



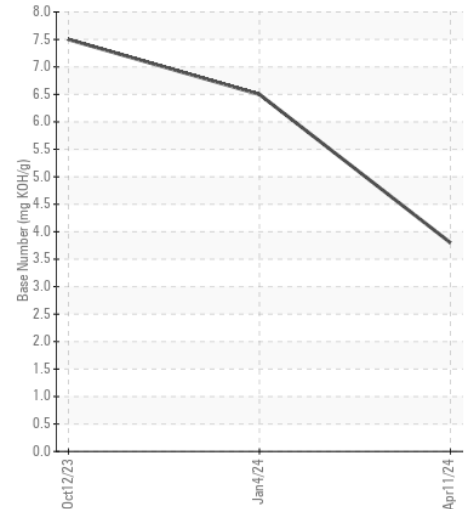
Viscosity @ 100°C



Viscosity @ 100°C



Base Number



Certificate L2367

Laboratory : WearCheck USA - 501 Madison Ave., Cary, NC 27513
 Sample No. : PCA0119912 Received : 22 Apr 2024
 Lab Number : 06156674 Tested : 23 Apr 2024
 Unique Number : 10992097 Diagnosed : 23 Apr 2024 - Wes Davis
 Test Package : FLEET

PERDUE FARMS - ACCOMAC
 22520 LANKFORD HWY
 ACCOMAC, VA
 US 23301
 Contact: PEGGY KIMES
 peggy.kimes@perdue.com
 T: (757)787-5304
 F: (757)787-5208

To discuss this sample report, contact Customer Service at 1-800-237-1369.

* - Denotes test methods that are outside of the ISO 17025 scope of accreditation.

Statements of conformity to specifications are based on the simple acceptance decision rule (JCGM 106:2012)