



OIL ANALYSIS REPORT

WEAR	NORMAL
CONTAMINATION	NORMAL
FLUID CONDITION	NORMAL

Machine Id
INTERNTAIONAL 13515
Component
Diesel Engine
Fluid
CHEVRON DELO 400 MULTIGRADE 15W40 (19 QTS)

RECOMMENDATION

Resample at the next service interval to monitor.

Test	UOM	Method	Limit/Abn	Current	History1	History2
Sample Number		Client Info		WC0797858	WC0728523	WC0797890
Sample Date		Client Info		16 Apr 2024	11 Jan 2024	23 Oct 2023
Machine Age	mls	Client Info		156737	147302	139252
Oil Age	mls	Client Info		0	0	0
Filter Age	mls	Client Info		0	0	0
Oil Changed		Client Info		Changed	Changed	Changed
Filter Changed		Client Info		Changed	Changed	N/A
Sample Status				NORMAL	NORMAL	NORMAL

WEAR

All component wear rates are normal.

Iron	ppm	ASTM D5185m	>130	18	16	18
Chromium	ppm	ASTM D5185m	>10	1	<1	<1
Nickel	ppm	ASTM D5185m	>4	<1	<1	<1
Titanium	ppm	ASTM D5185m	>2	<1	0	0
Silver	ppm	ASTM D5185m	>2	<1	0	0
Aluminum	ppm	ASTM D5185m	>20	11	9	9
Lead	ppm	ASTM D5185m	>20	<1	3	1
Copper	ppm	ASTM D5185m	>125	2	<1	1
Tin	ppm	ASTM D5185m	>4	1	<1	<1
Vanadium	ppm	ASTM D5185m		<1	0	<1
White Metal	scalar	*Visual	NONE	NONE	NONE	NONE
Yellow Metal	scalar	*Visual	NONE	NONE	NONE	NONE

CONTAMINATION

There is no indication of any contamination in the oil.

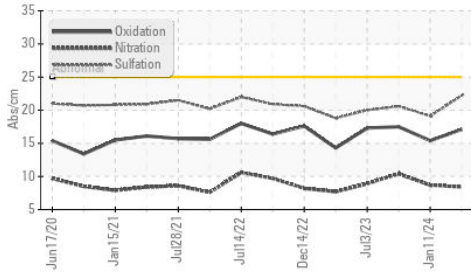
Silicon	ppm	ASTM D5185m	>25	7	5	7
Potassium	ppm	ASTM D5185m	>20	10	6	9
Fuel		WC Method	>3.0	<1.0	<1.0	<1.0
Water		WC Method	>0.2	NEG	NEG	NEG
Glycol		WC Method		NEG	NEG	NEG
Soot %	%	*ASTM D7844	>6	0.5	0.5	0.6
Nitration	Abs/cm	*ASTM D7624	>20	8.4	8.7	10.4
Sulfation	Abs/.1mm	*ASTM D7415	>30	22.2	19.1	20.6
Silt	scalar	*Visual	NONE	NONE	NONE	NONE
Debris	scalar	*Visual	NONE	NONE	NONE	NONE
Sand/Dirt	scalar	*Visual	NONE	NONE	NONE	NONE
Appearance	scalar	*Visual	NORML	NORML	NORML	NORML
Odor	scalar	*Visual	NORML	NORML	NORML	NORML
Emulsified Water	scalar	*Visual	>0.2	NEG	NEG	NEG

FLUID CONDITION

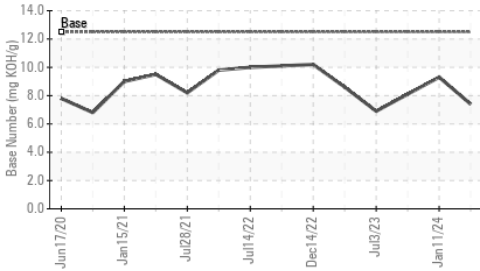
The oil viscosity is lower than normal. The BN result indicates that there is suitable alkalinity remaining in the oil. Confirm oil type.

Sodium	ppm	ASTM D5185m		<1	<1	<1
Boron	ppm	ASTM D5185m	151	306	6	6
Barium	ppm	ASTM D5185m	0.4	0	0	0
Molybdenum	ppm	ASTM D5185m	250	89	71	67
Manganese	ppm	ASTM D5185m		<1	<1	<1
Magnesium	ppm	ASTM D5185m	0	438	1204	976
Calcium	ppm	ASTM D5185m	2046	1318	1241	1066
Phosphorus	ppm	ASTM D5185m	1043	1115	1200	1045
Zinc	ppm	ASTM D5185m	943	1230	1476	1353
Sulfur	ppm	ASTM D5185m	5012	3536	3938	3350
Oxidation	Abs/.1mm	*ASTM D7414	>25	17.1	15.4	17.5
Base Number (BN)	mg KOH/g	ASTM D2896	12.5	7.4	9.3	8.1
Visc @ 100°C	cSt	ASTM D445	14.4	12.9	12.5	12.8

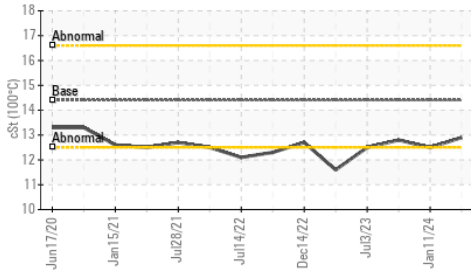
FT-IR (Direct Trend)



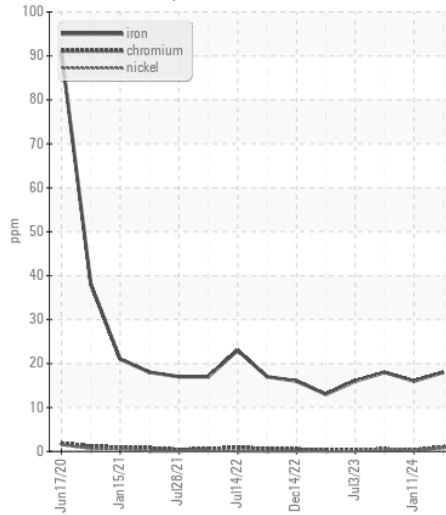
Base Number



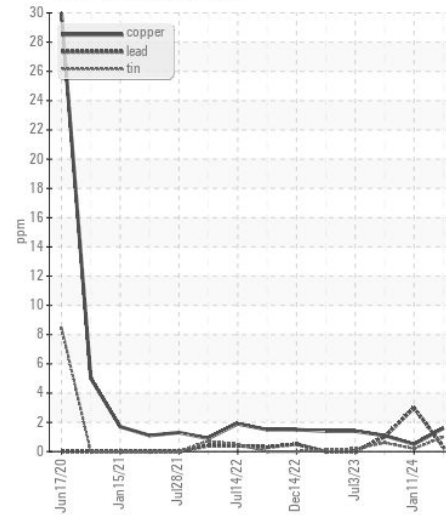
Viscosity @ 100°C



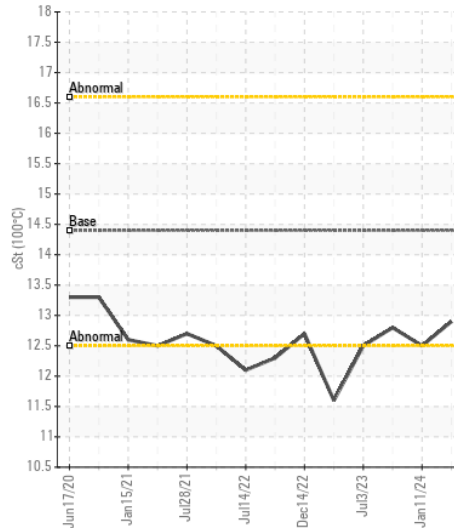
Ferrous Alloys



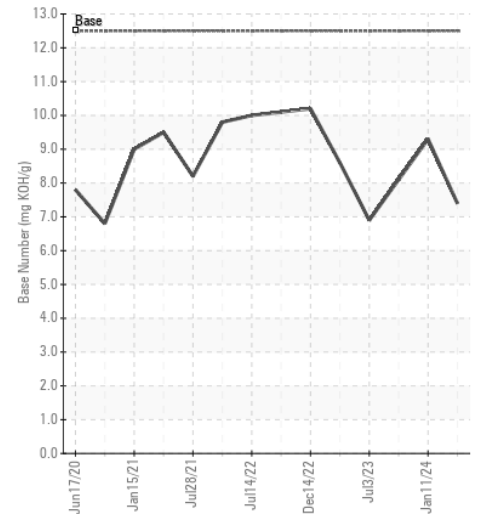
Non-ferrous Metals



Viscosity @ 100°C



Base Number



Certificate L2367

Laboratory : WearCheck USA - 501 Madison Ave., Cary, NC 27513
 Sample No. : WC0797858
 Lab Number : 06156738
 Unique Number : 10992161
 Test Package : FLEET

Received : 22 Apr 2024
 Tested : 23 Apr 2024
 Diagnosed : 24 Apr 2024 - Sean Felton

SALEM NATIONALEASE CORPORATION
 198 PARK PLAZA DRIVE
 WINSTON SALEM, NC
 US 27105

Contact: Audrey Hopkins
 Audrey.Hopkins@salemcorp.com
 T: (336)767-9642

To discuss this sample report, contact Customer Service at 1-800-237-1369.

* - Denotes test methods that are outside of the ISO 17025 scope of accreditation.

Statements of conformity to specifications are based on the simple acceptance decision rule (JCGM 106:2012)

F: x: