



WEAR	NORMAL
CONTAMINATION	NORMAL
FLUID CONDITION	NORMAL



Area
(BD17484)
Machine Id
910094
Component
Diesel Engine
Fluid
PETRO CANADA DURON SHP 15W40 (--- GAL)

RECOMMENDATION

Resample at the next service interval to monitor.

Test	UOM	Method	Limit/Abn	Current	History1	History2
Sample Number		Client Info		GFL0116282	GFL0094881	GFL0088293
Sample Date		Client Info		18 Apr 2024	22 Jan 2024	06 Oct 2023
Machine Age	hrs	Client Info		4821	4316	3748
Oil Age	hrs	Client Info		53	574	581
Filter Age	hrs	Client Info		53	574	581
Oil Changed		Client Info		Not Chngd	Changed	Changed
Filter Changed		Client Info		Not Chngd	Changed	Changed
Sample Status				NORMAL	NORMAL	NORMAL

WEAR

All component wear rates are normal.

Iron	ppm	ASTM D5185m	>120	11	14	14
Chromium	ppm	ASTM D5185m	>20	<1	1	0
Nickel	ppm	ASTM D5185m	>5	<1	1	0
Titanium	ppm	ASTM D5185m	>2	<1	<1	0
Silver	ppm	ASTM D5185m	>2	<1	0	0
Aluminum	ppm	ASTM D5185m	>20	3	3	1
Lead	ppm	ASTM D5185m	>40	1	1	<1
Copper	ppm	ASTM D5185m	>330	4	4	3
Tin	ppm	ASTM D5185m	>15	2	1	0
Vanadium	ppm	ASTM D5185m		<1	0	0
White Metal	scalar	*Visual	NONE	NONE	NONE	NONE
Yellow Metal	scalar	*Visual	NONE	NONE	NONE	NONE

CONTAMINATION

There is no indication of any contamination in the oil.

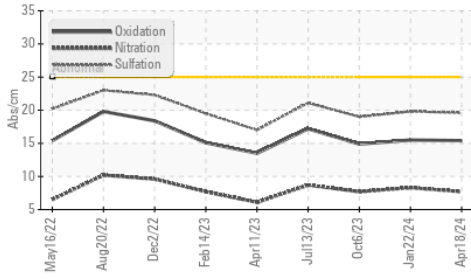
Silicon	ppm	ASTM D5185m	>25	5	8	7
Potassium	ppm	ASTM D5185m	>20	5	4	2
Fuel		WC Method	>3.0	<1.0	<1.0	<1.0
Water		WC Method	>0.2	NEG	NEG	NEG
Glycol		WC Method		NEG	NEG	NEG
Soot %	%	*ASTM D7844	>4	0.5	0.6	0.5
Nitration	Abs/cm	*ASTM D7624	>20	7.7	8.3	7.7
Sulfation	Abs/.1mm	*ASTM D7415	>30	19.6	19.8	19.0
Silt	scalar	*Visual	NONE	NONE	NONE	NONE
Debris	scalar	*Visual	NONE	NONE	NONE	NONE
Sand/Dirt	scalar	*Visual	NONE	NONE	NONE	NONE
Appearance	scalar	*Visual	NORML	NORML	NORML	NORML
Odor	scalar	*Visual	NORML	NORML	NORML	NORML
Emulsified Water	scalar	*Visual	>0.2	NEG	NEG	NEG

FLUID CONDITION

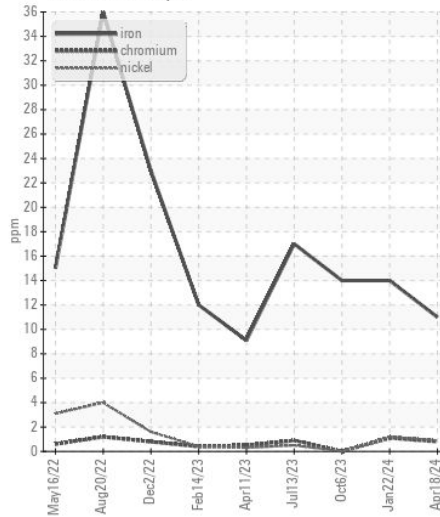
The BN result indicates that there is suitable alkalinity remaining in the oil. The condition of the oil is suitable for further service.

Sodium	ppm	ASTM D5185m		6	13	13
Boron	ppm	ASTM D5185m	0	3	2	2
Barium	ppm	ASTM D5185m	0	0	0	0
Molybdenum	ppm	ASTM D5185m	60	62	59	62
Manganese	ppm	ASTM D5185m	0	<1	<1	0
Magnesium	ppm	ASTM D5185m	1010	886	912	925
Calcium	ppm	ASTM D5185m	1070	1067	1043	1045
Phosphorus	ppm	ASTM D5185m	1150	1015	930	881
Zinc	ppm	ASTM D5185m	1270	1181	1168	1167
Sulfur	ppm	ASTM D5185m	2060	2909	2806	2411
Oxidation	Abs/.1mm	*ASTM D7414	>25	15.4	15.5	14.9
Base Number (BN)	mg KOH/g	ASTM D2896	9.8	7.5	7.0	6.8
Visc @ 100°C	cSt	ASTM D445	15.4	13.0	12.8	12.8

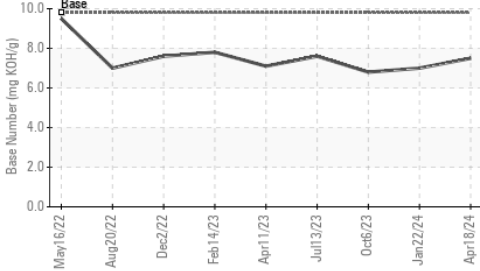
FT-IR (Direct Trend)



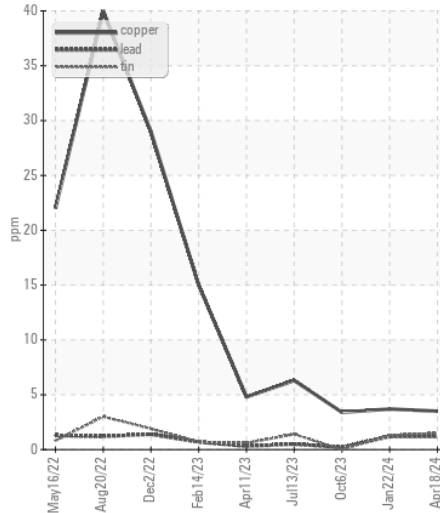
Ferrous Alloys



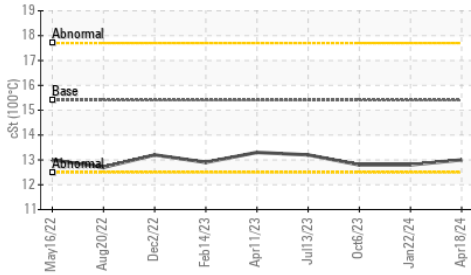
Base Number



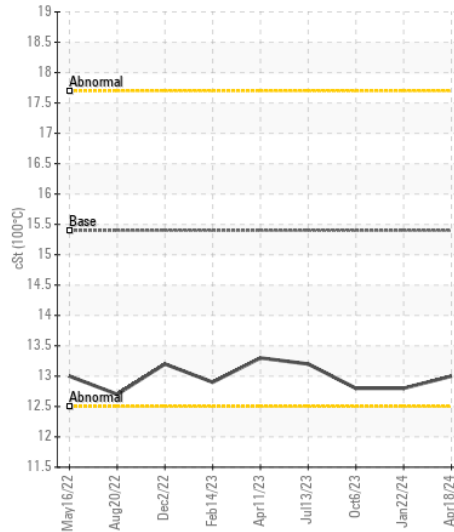
Non-ferrous Metals



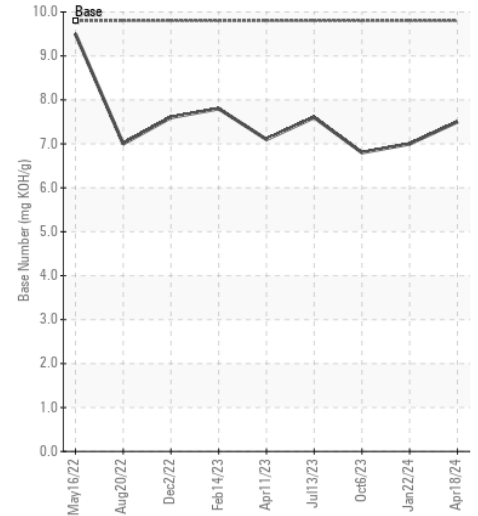
Viscosity @ 100°C



Viscosity @ 100°C



Base Number



Certificate L2367

Laboratory : WearCheck USA - 501 Madison Ave., Cary, NC 27513
Sample No. : GFL0116282
Lab Number : 06156740
Unique Number : 10992163
Test Package : FLEET
Received : 22 Apr 2024
Tested : 23 Apr 2024
Diagnosed : 23 Apr 2024 - Wes Davis

GFL Environmental - 625 - Harrison Hauling
 4102 Industrial Pkwy
 Harrison, MI
 US 48625
 Contact: Glenda Standen
 gstanden@gflenv.com

To discuss this sample report, contact Customer Service at 1-800-237-1369.

* - Denotes test methods that are outside of the ISO 17025 scope of accreditation.

Statements of conformity to specifications are based on the simple acceptance decision rule (JCGM 106:2012)

T:
F: