



WEAR	NORMAL
CONTAMINATION	NORMAL
FLUID CONDITION	NORMAL

Machine Id
10482
 Component
Diesel Engine
 Fluid
PETRO CANADA DURON SHP 15W40 (13 GAL)

RECOMMENDATION

Resample at the next service interval to monitor.

Test	UOM	Method	Limit/Abn	Current	History1	History2
Sample Number		Client Info		GFL0118029	GFL0115692	GFL0112317
Sample Date		Client Info		19 Apr 2024	10 Apr 2024	12 Feb 2024
Machine Age	hrs	Client Info		3074	176	2613
Oil Age	hrs	Client Info		599	520	137
Filter Age	hrs	Client Info		599	520	137
Oil Changed		Client Info		Changed	Not Changd	Not Changd
Filter Changed		Client Info		Changed	Not Changd	Not Changd
Sample Status				NORMAL	NORMAL	NORMAL

WEAR

All component wear rates are normal.

Iron	ppm	ASTM D5185m	>100	29	26	5
Chromium	ppm	ASTM D5185m	>20	<1	<1	<1
Nickel	ppm	ASTM D5185m	>4	0	0	0
Titanium	ppm	ASTM D5185m		0	0	<1
Silver	ppm	ASTM D5185m	>3	0	0	0
Aluminum	ppm	ASTM D5185m	>20	8	6	3
Lead	ppm	ASTM D5185m	>40	0	0	0
Copper	ppm	ASTM D5185m	>330	0	3	<1
Tin	ppm	ASTM D5185m	>15	<1	<1	<1
Vanadium	ppm	ASTM D5185m		0	0	0
White Metal	scalar	*Visual	NONE	NONE	NONE	NONE
Yellow Metal	scalar	*Visual	NONE	NONE	NONE	NONE

CONTAMINATION

There is no indication of any contamination in the oil.

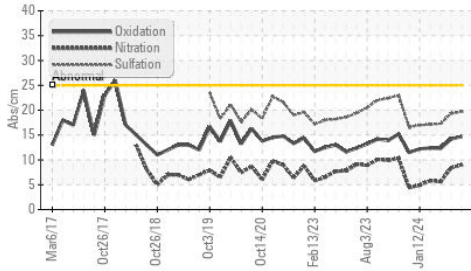
Silicon	ppm	ASTM D5185m	>25	9	8	4
Potassium	ppm	ASTM D5185m	>20	5	<1	<1
Fuel		WC Method	>5	<1.0	<1.0	<1.0
Water		WC Method	>0.2	NEG	NEG	NEG
Glycol		WC Method		NEG	NEG	NEG
Soot %	%	*ASTM D7844	>3	1.2	1.1	0.3
Nitration	Abs/cm	*ASTM D7624	>20	9.0	8.4	5.6
Sulfation	Abs/.1mm	*ASTM D7415	>30	19.7	19.3	17.3
Silt	scalar	*Visual	NONE	NONE	NONE	NONE
Debris	scalar	*Visual	NONE	NONE	NONE	NONE
Sand/Dirt	scalar	*Visual	NONE	NONE	NONE	NONE
Appearance	scalar	*Visual	NORML	NORML	NORML	NORML
Odor	scalar	*Visual	NORML	NORML	NORML	NORML
Emulsified Water	scalar	*Visual	>0.2	NEG	NEG	NEG

FLUID CONDITION

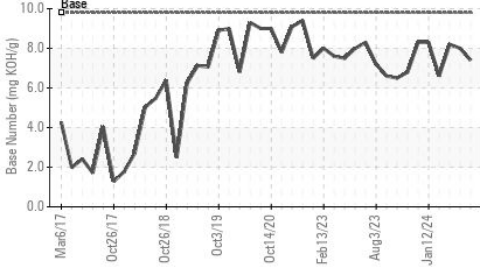
The BN result indicates that there is suitable alkalinity remaining in the oil. The condition of the oil is suitable for further service.

Sodium	ppm	ASTM D5185m		10	8	3
Boron	ppm	ASTM D5185m	0	7	8	13
Barium	ppm	ASTM D5185m	0	0	0	0
Molybdenum	ppm	ASTM D5185m	60	61	62	55
Manganese	ppm	ASTM D5185m	0	<1	<1	0
Magnesium	ppm	ASTM D5185m	1010	842	860	812
Calcium	ppm	ASTM D5185m	1070	1030	1073	1002
Phosphorus	ppm	ASTM D5185m	1150	994	1018	929
Zinc	ppm	ASTM D5185m	1270	1151	1217	1118
Sulfur	ppm	ASTM D5185m	2060	3149	3379	2867
Oxidation	Abs/.1mm	*ASTM D7414	>25	14.7	14.2	12.3
Base Number (BN)	mg KOH/g	ASTM D2896	9.8	7.4	8.0	8.2
Visc @ 100°C	cSt	ASTM D445	15.4	12.4	12.6	13.2

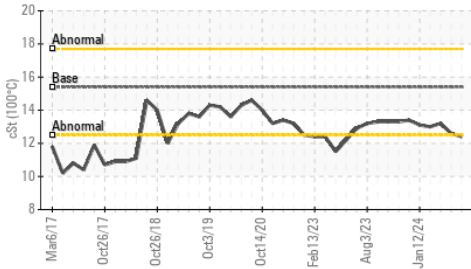
FT-IR (Direct Trend)



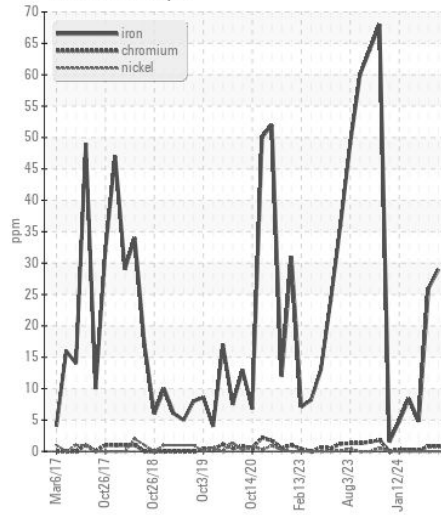
Base Number



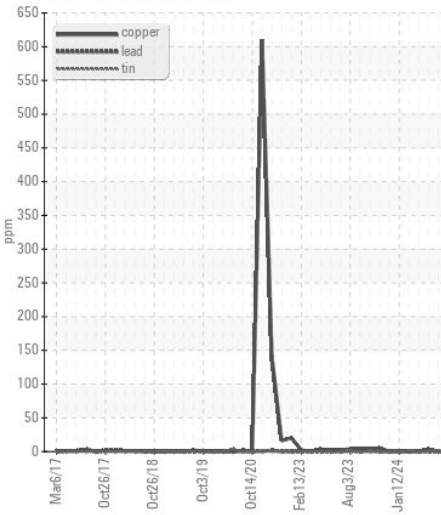
Viscosity @ 100°C



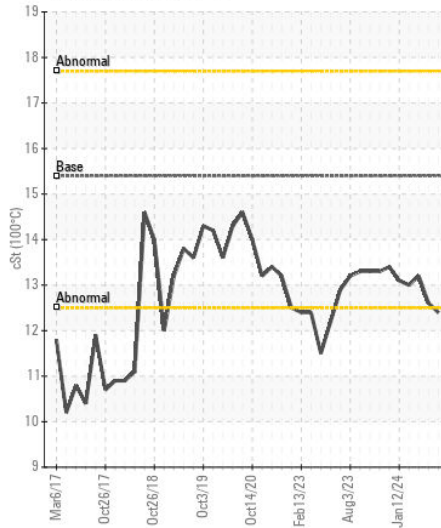
Ferrous Alloys



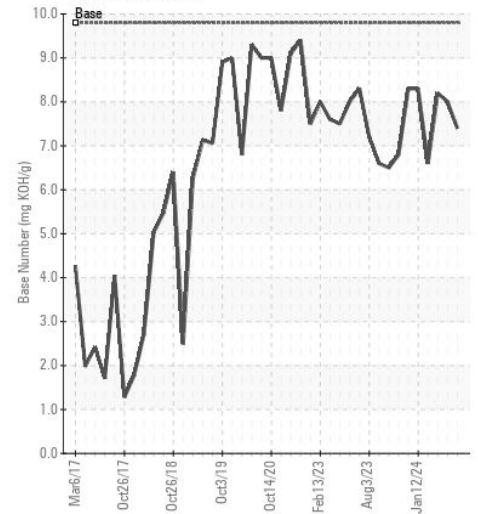
Non-ferrous Metals



Viscosity @ 100°C



Base Number



Certificate L2367

Laboratory : WearCheck USA - 501 Madison Ave., Cary, NC 27513
Sample No. : GFL0118029
Lab Number : 06156794
Unique Number : 10992217
Test Package : FLEET

Received : 22 Apr 2024
Tested : 23 Apr 2024
Diagnosed : 23 Apr 2024 - Wes Davis

GFL Environmental - 010 - Stockbridge
 1280 Rum Creek Parkway
 Stockbridge, GA
 US 30281
 Contact: JOSHUA TINKER
 joshuatinker@gflenv.com

To discuss this sample report, contact Customer Service at 1-800-237-1369.

* - Denotes test methods that are outside of the ISO 17025 scope of accreditation.

Statements of conformity to specifications are based on the simple acceptance decision rule (JCGM 106:2012)

T:
F: