



# OIL ANALYSIS REPORT

WEAR	<b>NORMAL</b>
CONTAMINATION	<b>NORMAL</b>
FLUID CONDITION	<b>NORMAL</b>

Machine Id  
**GROVE 7702 (S/N 232574)**  
 Component  
**Rear Differential**  
 Fluid  
**GEAR OIL SAE 85W140 (--- GAL)**

## RECOMMENDATION

Resample at the next service interval to monitor.

Test	UOM	Method	Limit/Abn	Current	History1	History2
Sample Number		Client Info		<b>DC0034493</b>	DC0023980	---
Sample Date		Client Info		<b>01 Apr 2024</b>	18 Oct 2022	---
Machine Age	hrs	Client Info		<b>5230</b>	4854	---
Oil Age	hrs	Client Info		<b>0</b>	0	---
Filter Age	hrs	Client Info		<b>0</b>	0	---
Oil Changed		Client Info		<b>Changed</b>	Not Changd	---
Filter Changed		Client Info		<b>N/A</b>	Not Changd	---
Sample Status				<b>NORMAL</b>	NORMAL	---

## WEAR

All component wear rates are normal.

Iron	ppm	ASTM D5185m	>500	<b>44</b>	121	---
Chromium	ppm	ASTM D5185m	>10	<b>&lt;1</b>	<1	---
Nickel	ppm	ASTM D5185m	>10	<b>&lt;1</b>	<1	---
Titanium	ppm	ASTM D5185m		<b>&lt;1</b>	<1	---
Silver	ppm	ASTM D5185m		<b>0</b>	0	---
Aluminum	ppm	ASTM D5185m	>25	<b>2</b>	2	---
Lead	ppm	ASTM D5185m	>25	<b>&lt;1</b>	0	---
Copper	ppm	ASTM D5185m	>100	<b>1</b>	3	---
Tin	ppm	ASTM D5185m	>10	<b>&lt;1</b>	<1	---
Vanadium	ppm	ASTM D5185m		<b>&lt;1</b>	0	---
White Metal	scalar	*Visual	NONE	<b>NONE</b>	NONE	---
Yellow Metal	scalar	*Visual	NONE	<b>NONE</b>	NONE	---

## CONTAMINATION

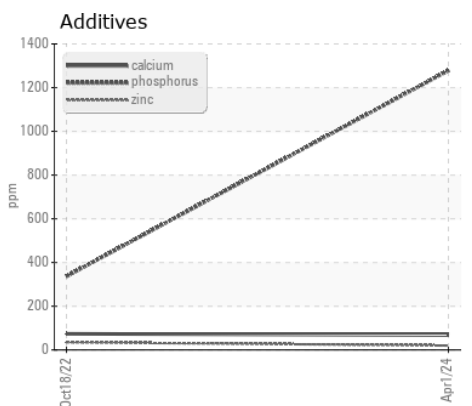
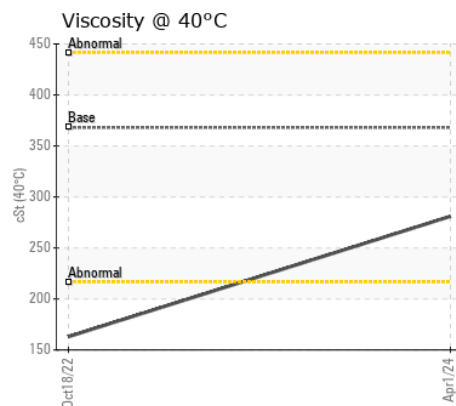
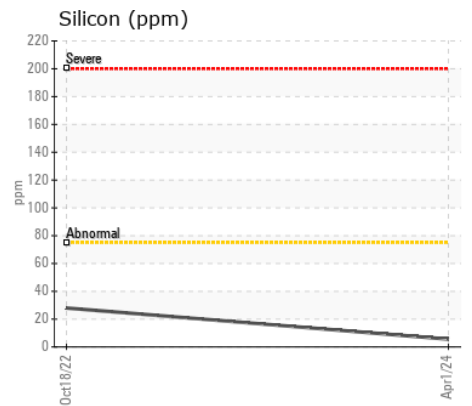
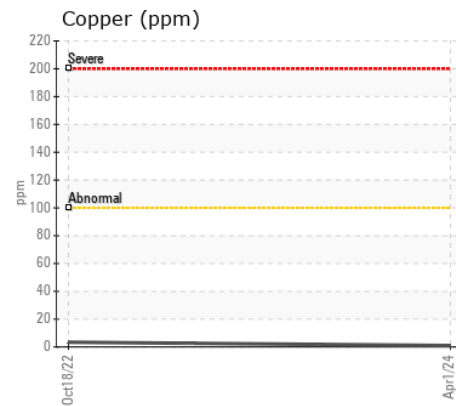
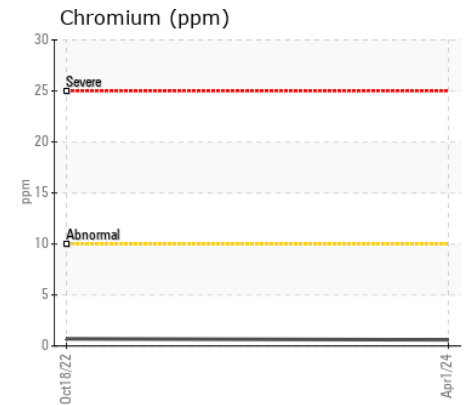
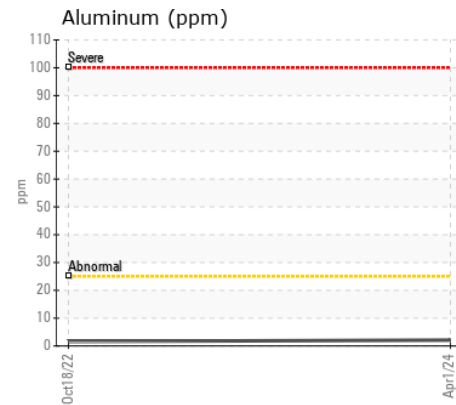
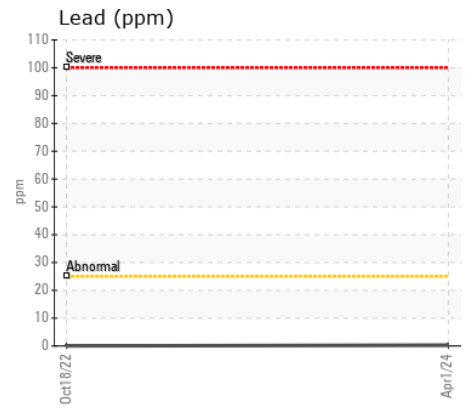
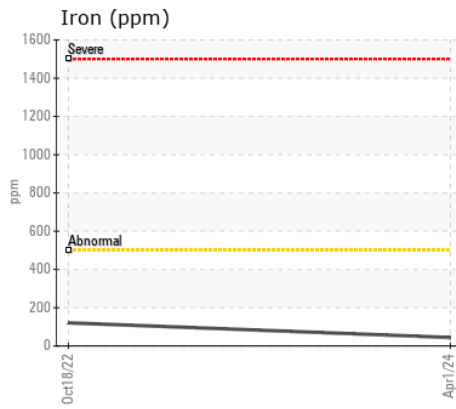
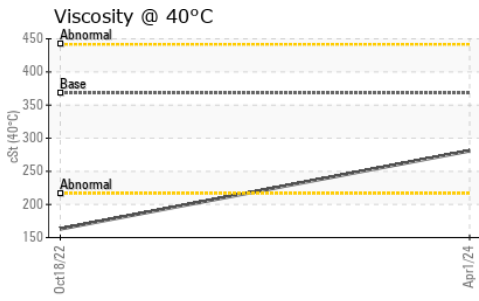
There is no indication of any contamination in the oil.

Silicon	ppm	ASTM D5185m	>75	<b>6</b>	28	---
Potassium	ppm	ASTM D5185m	>20	<b>7</b>	43	---
Water		WC Method	>.2	<b>NEG</b>	NEG	---
Silt	scalar	*Visual	NONE	<b>NONE</b>	NONE	---
Debris	scalar	*Visual	NONE	<b>NONE</b>	NONE	---
Sand/Dirt	scalar	*Visual	NONE	<b>NONE</b>	NONE	---
Appearance	scalar	*Visual	NORML	<b>NORML</b>	NORML	---
Odor	scalar	*Visual	NORML	<b>NORML</b>	NORML	---
Emulsified Water	scalar	*Visual	>.2	<b>NEG</b>	NEG	---

## FLUID CONDITION

The condition of the oil is acceptable for the time in service.

Sodium	ppm	ASTM D5185m		<b>2</b>	3	---
Boron	ppm	ASTM D5185m	400	<b>151</b>	40	---
Barium	ppm	ASTM D5185m	200	<b>0</b>	0	---
Molybdenum	ppm	ASTM D5185m	12	<b>1</b>	3	---
Manganese	ppm	ASTM D5185m		<b>2</b>	6	---
Magnesium	ppm	ASTM D5185m	12	<b>3</b>	6	---
Calcium	ppm	ASTM D5185m	150	<b>68</b>	74	---
Phosphorus	ppm	ASTM D5185m	1650	<b>1278</b>	337	---
Zinc	ppm	ASTM D5185m	125	<b>20</b>	35	---
Sulfur	ppm	ASTM D5185m	22500	<b>23779</b>	19201	---
Visc @ 40°C	cSt	ASTM D445	368	<b>281</b>	163	---



Certificate L2367

**Laboratory** : WearCheck USA - 501 Madison Ave., Cary, NC 27513  
**Sample No.** : DC0034493  
**Lab Number** : 06158039  
**Unique Number** : 10993462  
**Test Package** : MOB 1

**Received** : 23 Apr 2024  
**Tested** : 24 Apr 2024  
**Diagnosed** : 24 Apr 2024 - Wes Davis

**ABERDEEN PROVING GROUND**  
 6721 RARITON AVENUE  
 ABERDEEN, MD  
 US 21005  
 Contact: TONY DAVIS  
 tdavis@vacranetworks.com  
 T: (410)688-1725  
 F:

To discuss this sample report, contact Customer Service at 1-800-237-1369.

\* - Denotes test methods that are outside of the ISO 17025 scope of accreditation.

Statements of conformity to specifications are based on the simple acceptance decision rule (JCGM 106:2012)