



WEAR CHECK

OIL ANALYSIS REPORT

WEAR	NORMAL
CONTAMINATION	NORMAL
FLUID CONDITION	NORMAL

Area
2H28
Machine Id
KENWORTH T880 TCK6699
Component
Diesel Engine
Fluid
DIESEL ENGINE OIL SAE 15W40 (--- GAL)

RECOMMENDATION

Resample at the next service interval to monitor. Please specify the brand, type, and viscosity of the oil on your next sample.

Test	UOM	Method	Limit/Abn	Current	History1	History2
Sample Number		Client Info		ARI06158828	ARI0007206	ARI0004596
Sample Date		Client Info		10 Apr 2024	12 Feb 2024	13 Dec 2022
Machine Age	hrs	Client Info		1804	1488	27868
Oil Age	hrs	Client Info		0	0	0
Filter Age	hrs	Client Info		0	0	0
Oil Changed		Client Info		Changed	Changed	Changed
Filter Changed		Client Info		Changed	Changed	N/A
Sample Status				NORMAL	ATTENTION	NORMAL

WEAR

All component wear rates are normal.

Iron	ppm	ASTM D5185m	>100	24	27	30
Chromium	ppm	ASTM D5185m	>20	1	2	1
Nickel	ppm	ASTM D5185m	>4	0	<1	<1
Titanium	ppm	ASTM D5185m		0	<1	<1
Silver	ppm	ASTM D5185m	>3	0	0	0
Aluminum	ppm	ASTM D5185m	>20	5	5	10
Lead	ppm	ASTM D5185m	>40	0	2	<1
Copper	ppm	ASTM D5185m	>330	2	<1	5
Tin	ppm	ASTM D5185m	>15	<1	<1	1
Vanadium	ppm	ASTM D5185m		0	<1	<1
White Metal	scalar	*Visual	NONE	NONE	NONE	NONE
Yellow Metal	scalar	*Visual	NONE	NONE	NONE	NONE

CONTAMINATION

There is no indication of any contamination in the oil.

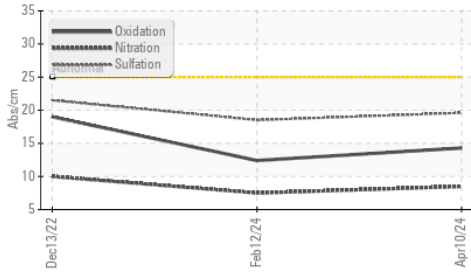
Silicon	ppm	ASTM D5185m	>25	5	8	11
Potassium	ppm	ASTM D5185m	>20	9	10	30
Fuel		WC Method	>5	<1.0	0.5	<1.0
Water		WC Method	>0.2	NEG	NEG	NEG
Glycol		WC Method		NEG	NEG	NEG
Soot %	%	*ASTM D7844	>3	0.4	0.4	0.2
Nitration	Abs/cm	*ASTM D7624	>20	8.5	7.5	10.0
Sulfation	Abs/.1mm	*ASTM D7415	>30	19.6	18.5	21.5
Silt	scalar	*Visual	NONE	NONE	NONE	NONE
Debris	scalar	*Visual	NONE	NONE	NONE	NONE
Sand/Dirt	scalar	*Visual	NONE	NONE	NONE	NONE
Appearance	scalar	*Visual	NORML	NORML	NORML	NORML
Odor	scalar	*Visual	NORML	NORML	NORML	NORML
Emulsified Water	scalar	*Visual	>0.2	NEG	NEG	NEG

FLUID CONDITION

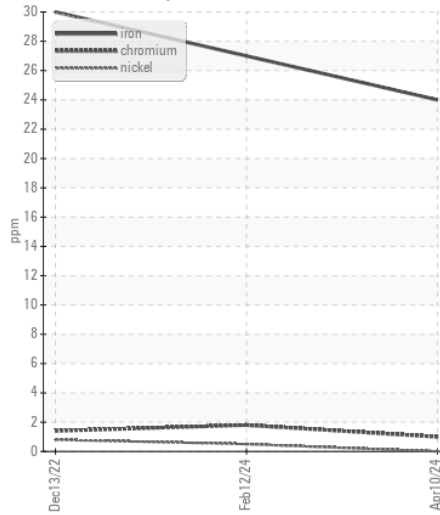
The BN result indicates that there is suitable alkalinity remaining in the oil. The condition of the oil is suitable for further service.

Sodium	ppm	ASTM D5185m	>158	3	<1	4
Boron	ppm	ASTM D5185m	250	27	19	34
Barium	ppm	ASTM D5185m	10	0	0	0
Molybdenum	ppm	ASTM D5185m	100	35	34	43
Manganese	ppm	ASTM D5185m		<1	<1	1
Magnesium	ppm	ASTM D5185m	450	803	180	764
Calcium	ppm	ASTM D5185m	3000	1473	2192	1231
Phosphorus	ppm	ASTM D5185m	1150	938	1017	733
Zinc	ppm	ASTM D5185m	1350	1096	1206	911
Sulfur	ppm	ASTM D5185m	4250	3345	3409	2655
Oxidation	Abs/.1mm	*ASTM D7414	>25	14.3	12.4	19.0
Base Number (BN)	mg KOH/g	ASTM D2896	8.5	8.1	6.7	9.2
Visc @ 100°C	cSt	ASTM D445	14.4	12.8	10.7	13.3

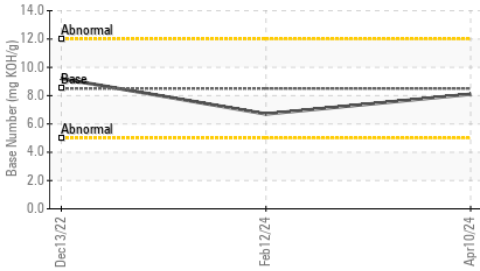
FT-IR (Direct Trend)



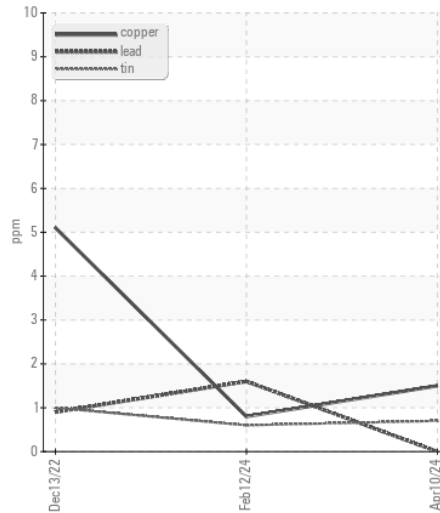
Ferrous Alloys



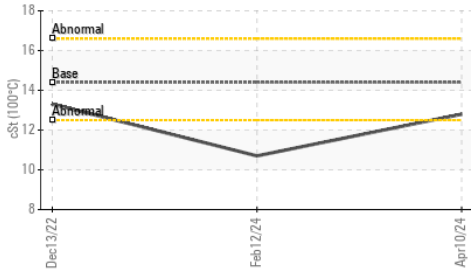
Base Number



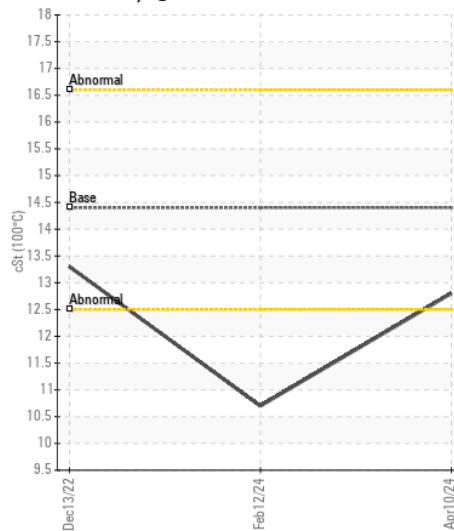
Non-ferrous Metals



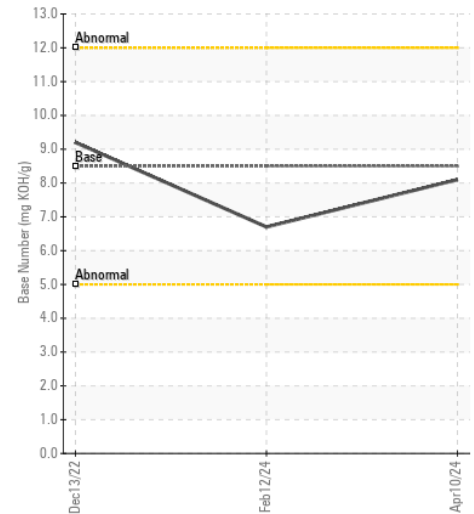
Viscosity @ 100°C



Viscosity @ 100°C



Base Number



Certificate L2367

Laboratory : WearCheck USA - 501 Madison Ave., Cary, NC 27513
 Sample No. : ARI06158828 Received : 24 Apr 2024
 Lab Number : 06158828 Tested : 25 Apr 2024
 Unique Number : 10994251 Diagnosed : 25 Apr 2024 - Wes Davis
 Test Package : CONST (Additional Tests: TBN)

INSITUFORM TECHNOLOGIES, INC
 17988 EDISON AVE.
 CHESTERFIELD, MO
 US 63005
 Contact: ANDY RICHTER
 ARICHTER@INSITUFORM.COM
 T: (314)280-7555
 F:

To discuss this sample report, contact Customer Service at 1-800-237-1369.

* - Denotes test methods that are outside of the ISO 17025 scope of accreditation.

Statements of conformity to specifications are based on the simple acceptance decision rule (JCGM 106:2012)