



WEAR	NORMAL
CONTAMINATION	NORMAL
FLUID CONDITION	NORMAL

Machine Id
RP GETTLEFINGER (S/N 732808.49)
Component
Starboard Genset
Fluid
CHEVRON DELO 400 XLE 15W40 (6 GAL)

RECOMMENDATION

Resample at the next service interval to monitor.

Test	UOM	Method	Limit/Abn	Current	History1	History2
Sample Number		Client Info		MW0055928	MW0055941	MW0056021
Sample Date		Client Info		11 Apr 2024	06 Feb 2024	27 Dec 2023
Machine Age	hrs	Client Info		46699	45779	44704
Oil Age	hrs	Client Info		435	0	106
Filter Age	hrs	Client Info		435	0	106
Oil Changed		Client Info		Not Changd	Not Changd	Not Changd
Filter Changed		Client Info		Not Changd	N/A	Not Changd
Sample Status				NORMAL	NORMAL	NORMAL

WEAR

All component wear rates are normal.

Iron	ppm	ASTM D5185m	>50	6	7	3
Chromium	ppm	ASTM D5185m	>4	<1	0	0
Nickel	ppm	ASTM D5185m	>2	0	0	0
Titanium	ppm	ASTM D5185m		15	16	12
Silver	ppm	ASTM D5185m	>5	0	0	0
Aluminum	ppm	ASTM D5185m	>12	2	1	<1
Lead	ppm	ASTM D5185m	>17	0	0	0
Copper	ppm	ASTM D5185m	>70	<1	0	0
Tin	ppm	ASTM D5185m	>15	0	<1	0
Vanadium	ppm	ASTM D5185m		0	0	0
White Metal	scalar	*Visual	NONE	NONE	NONE	NONE
Yellow Metal	scalar	*Visual	NONE	NONE	NONE	NONE

CONTAMINATION

There is no indication of any contamination in the oil.

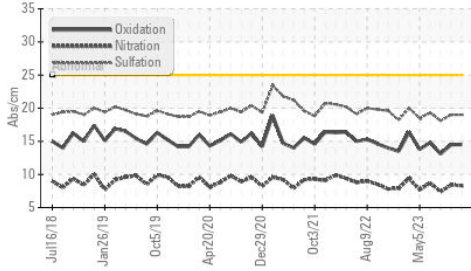
Silicon	ppm	ASTM D5185m	>25	4	4	3
Potassium	ppm	ASTM D5185m	>20	3	2	3
Fuel		WC Method	>4.0	<1.0	<1.0	<1.0
Water		WC Method	>0.1	NEG	NEG	NEG
Glycol		WC Method		NEG	NEG	NEG
Soot %	%	*ASTM D7844		0.1	0.1	0.1
Nitration	Abs/cm	*ASTM D7624	>20	8.3	8.4	7.4
Sulfation	Abs/.1mm	*ASTM D7415	>30	19.0	19.0	18.1
Silt	scalar	*Visual	NONE	NONE	NONE	NONE
Debris	scalar	*Visual	NONE	NONE	NONE	NONE
Sand/Dirt	scalar	*Visual	NONE	NONE	NONE	NONE
Appearance	scalar	*Visual	NORML	NORML	NORML	NORML
Odor	scalar	*Visual	NORML	NORML	NORML	NORML
Emulsified Water	scalar	*Visual	>0.1	NEG	NEG	NEG

FLUID CONDITION

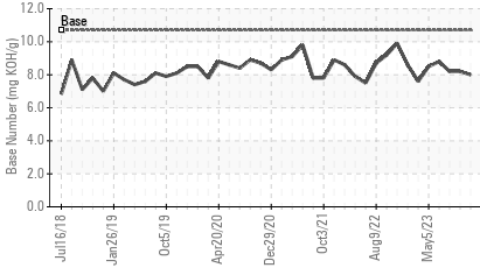
The BN result indicates that there is suitable alkalinity remaining in the oil. The condition of the oil is suitable for further service.

Sodium	ppm	ASTM D5185m		<1	3	1
Boron	ppm	ASTM D5185m		87	93	89
Barium	ppm	ASTM D5185m		0	0	0
Molybdenum	ppm	ASTM D5185m		30	32	29
Manganese	ppm	ASTM D5185m		<1	0	0
Magnesium	ppm	ASTM D5185m		746	768	717
Calcium	ppm	ASTM D5185m		1567	1570	1454
Phosphorus	ppm	ASTM D5185m	760	725	743	686
Zinc	ppm	ASTM D5185m	830	833	863	828
Sulfur	ppm	ASTM D5185m	2770	3344	3036	3091
Oxidation	Abs/.1mm	*ASTM D7414	>25	14.5	14.5	13.1
Base Number (BN)	mg KOH/g	ASTM D2896	10.7	8.0	8.2	8.2
Visc @ 100°C	cSt	ASTM D445	14.9	13.8	14.0	13.9

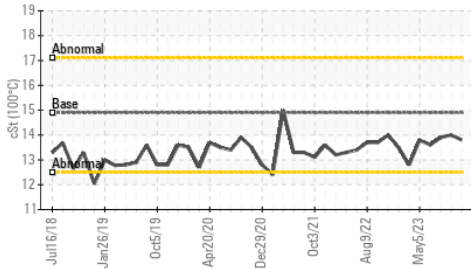
FT-IR (Direct Trend)



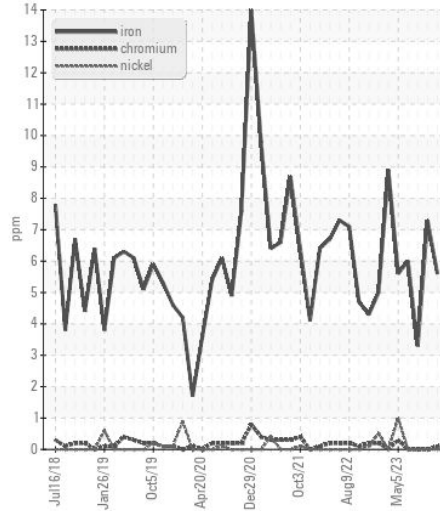
Base Number



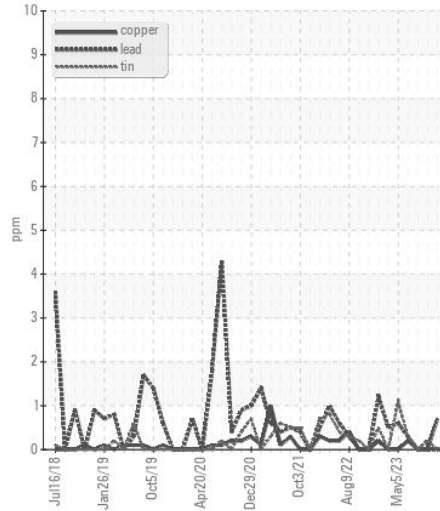
Viscosity @ 100°C



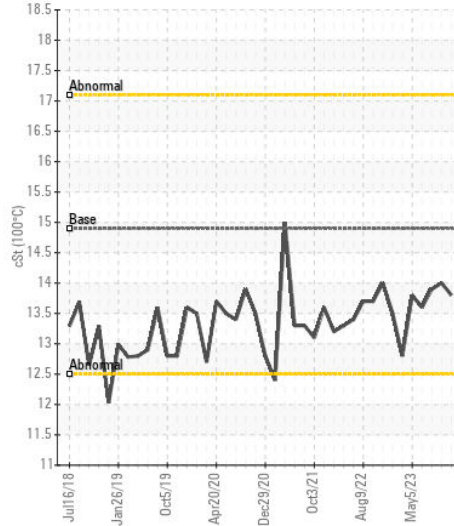
Ferrous Alloys



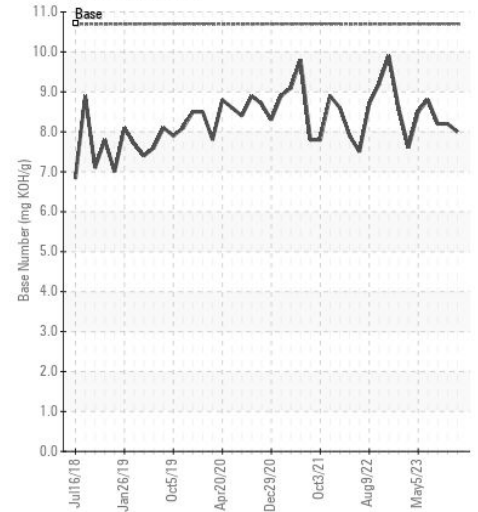
Non-ferrous Metals



Viscosity @ 100°C



Base Number



Certificate L2367

Laboratory : WearCheck USA - 501 Madison Ave., Cary, NC 27513

Sample No. : MW0055928

Lab Number : 06158870

Unique Number : 10994293

Test Package : MAR 2

Received : 24 Apr 2024

Tested : 25 Apr 2024

Diagnosed : 26 Apr 2024 - Jonathan Hester

AMERICAN COMMERCIAL LINES

PO BOX 610, 1701 E. MARKET STREET

JEFFERSONVILLE, IN

US 47130

Contact: RONALD SCHNEIDER

ronald.schneider@bargeacbl.com

T:

F: (812)288-1644

To discuss this sample report, contact Customer Service at 1-800-237-1369.

* - Denotes test methods that are outside of the ISO 17025 scope of accreditation.

Statements of conformity to specifications are based on the simple acceptance decision rule (JCGM 106:2012)