



WEAR	NORMAL
CONTAMINATION	NORMAL
FLUID CONDITION	NORMAL

Machine Id
DEBORAH MILES
Component
Starboard Main Engine
Fluid
CHEVRON DELO 400 MULTIGRADE 15W40 (125 GAL)

RECOMMENDATION

Resample at the next service interval to monitor.

Test	UOM	Method	Limit/Abn	Current	History1	History2
Sample Number		Client Info		MW0062039	MW0061823	MW0058021
Sample Date		Client Info		10 Apr 2024	30 Jan 2024	20 Dec 2023
Machine Age	hrs	Client Info		48605	47150	46435
Oil Age	hrs	Client Info		1432	1502	787
Filter Age	hrs	Client Info		733	849	135
Oil Changed		Client Info		Not Changd	Not Changd	Not Changd
Filter Changed		Client Info		Not Changd	Not Changd	Not Changd
Sample Status				NORMAL	NORMAL	NORMAL

WEAR

All component wear rates are normal.

Iron	ppm	ASTM D5185m	>75	4	6	5
Chromium	ppm	ASTM D5185m	>8	0	0	<1
Nickel	ppm	ASTM D5185m	>2	0	<1	0
Titanium	ppm	ASTM D5185m	>3	8	7	7
Silver	ppm	ASTM D5185m	>2	0	0	0
Aluminum	ppm	ASTM D5185m	>15	1	2	1
Lead	ppm	ASTM D5185m	>18	0	<1	<1
Copper	ppm	ASTM D5185m	>80	3	4	6
Tin	ppm	ASTM D5185m	>14	0	<1	<1
Vanadium	ppm	ASTM D5185m		0	<1	<1
White Metal	scalar	*Visual	NONE	NONE	NONE	NONE
Yellow Metal	scalar	*Visual	NONE	NONE	NONE	NONE

CONTAMINATION

There is no indication of any contamination in the oil.

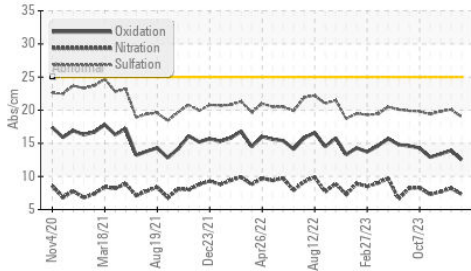
Silicon	ppm	ASTM D5185m	>20	3	4	4
Potassium	ppm	ASTM D5185m	>20	<1	1	2
Fuel		WC Method	>4.0	<1.0	<1.0	<1.0
Water		WC Method	>0.1	NEG	NEG	NEG
Glycol		WC Method		NEG	NEG	NEG
Soot %	%	*ASTM D7844		0.2	0.2	0.2
Nitration	Abs/cm	*ASTM D7624	>20	7.3	8.2	7.7
Sulfation	Abs/.1mm	*ASTM D7415	>30	19.0	20.1	19.8
Silt	scalar	*Visual	NONE	NONE	NONE	NONE
Debris	scalar	*Visual	NONE	NONE	NONE	NONE
Sand/Dirt	scalar	*Visual	NONE	NONE	NONE	NONE
Appearance	scalar	*Visual	NORML	NORML	NORML	NORML
Odor	scalar	*Visual	NORML	NORML	NORML	NORML
Emulsified Water	scalar	*Visual	>0.1	NEG	NEG	NEG

FLUID CONDITION

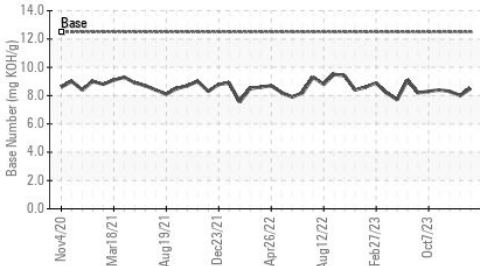
The BN result indicates that there is suitable alkalinity remaining in the oil. The condition of the oil is suitable for further service.

Sodium	ppm	ASTM D5185m	>75	1	2	2
Boron	ppm	ASTM D5185m	151	243	260	245
Barium	ppm	ASTM D5185m	0.4	0	0	0
Molybdenum	ppm	ASTM D5185m	250	47	58	59
Manganese	ppm	ASTM D5185m		0	<1	<1
Magnesium	ppm	ASTM D5185m	0	462	458	461
Calcium	ppm	ASTM D5185m	2046	2315	2251	2237
Phosphorus	ppm	ASTM D5185m	1043	856	833	786
Zinc	ppm	ASTM D5185m	943	978	982	984
Sulfur	ppm	ASTM D5185m	5012	3890	3194	3212
Oxidation	Abs/.1mm	*ASTM D7414	>25	12.5	13.9	13.4
Base Number (BN)	mg KOH/g	ASTM D2896	12.5	8.5	8.0	8.3
Visc @ 100°C	cSt	ASTM D445	14.4	13.8	13.9	14.0

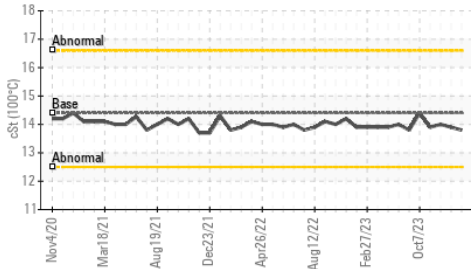
FT-IR (Direct Trend)



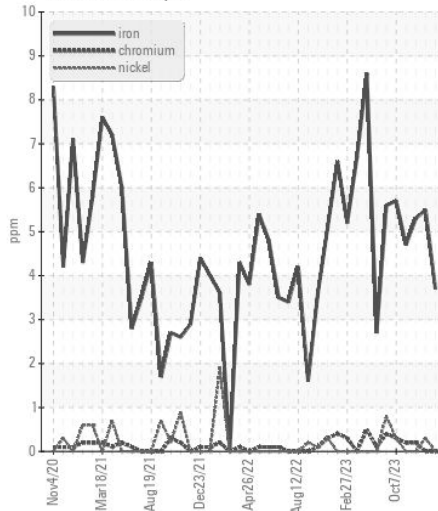
Base Number



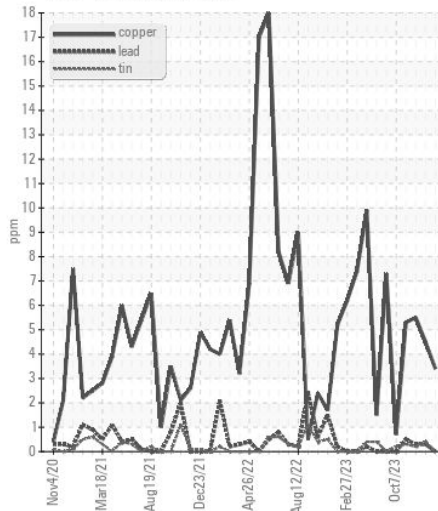
Viscosity @ 100°C



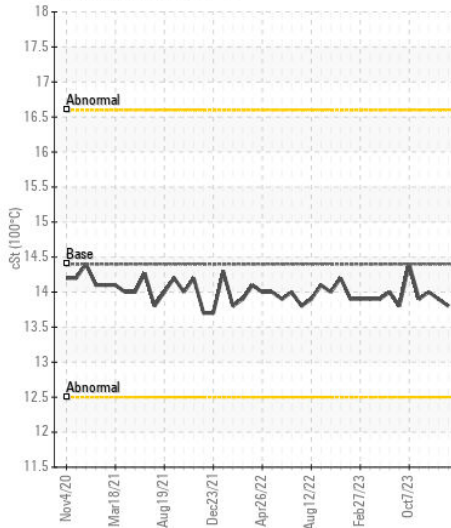
Ferrous Alloys



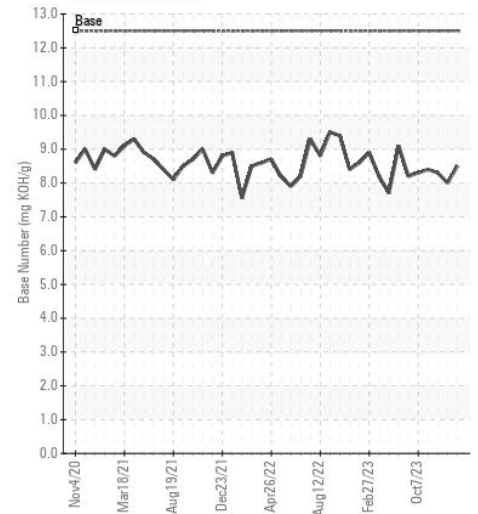
Non-ferrous Metals



Viscosity @ 100°C



Base Number



Certificate L2367

Laboratory : WearCheck USA - 501 Madison Ave., Cary, NC 27513
Sample No. : MW0062039
Lab Number : 06159680
Unique Number : 10995103
Test Package : MAR 2

Received : 24 Apr 2024
Tested : 25 Apr 2024
Diagnosed : 26 Apr 2024 - Sean Felton

MAGNOLIA MARINE TRANSPORT
 697 HAINING ROAD
 VICKSBURG, MS
 US 39183
 Contact: MMT MAINTENANCE PLANNERS
 mmtmaintenanceplanners@ergon.com

To discuss this sample report, contact Customer Service at 1-800-237-1369.

* - Denotes test methods that are outside of the ISO 17025 scope of accreditation.

Statements of conformity to specifications are based on the simple acceptance decision rule (JCGM 106:2012)

T: x:
 F: (601)638-8028