



WEAR CHECK

OIL ANALYSIS REPORT

WEAR	NORMAL
CONTAMINATION	NORMAL
FLUID CONDITION	NORMAL

Machine Id
3115
 Component
Diesel Engine
 Fluid
CHEVRON DELO 400 XLE 10W30 (--- QTS)

RECOMMENDATION

Resample at the next service interval to monitor. Please specify the component make and model with your next sample.

Test	UOM	Method	Limit/Abn	Current	History1	History2
Sample Number		Client Info		WC0906915	WC0863326	WC0663233
Sample Date		Client Info		17 Apr 2024	24 Nov 2023	20 Sep 2023
Machine Age	mls	Client Info		221410	201468	189250
Oil Age	mls	Client Info		47523	174335	14915
Filter Age	mls	Client Info		47523	27133	14915
Oil Changed		Client Info		Changed	Not Changd	Not Changd
Filter Changed		Client Info		Changed	Not Changd	Not Changd
Sample Status				NORMAL	NORMAL	ATTENTION

WEAR

All component wear rates are normal.

Iron	ppm	ASTM D5185m	>100	29	13	42
Chromium	ppm	ASTM D5185m	>20	0	0	1
Nickel	ppm	ASTM D5185m	>4	1	0	0
Titanium	ppm	ASTM D5185m		0	0	<1
Silver	ppm	ASTM D5185m	>3	0	0	0
Aluminum	ppm	ASTM D5185m	>20	6	3	8
Lead	ppm	ASTM D5185m	>40	0	0	1
Copper	ppm	ASTM D5185m	>330	9	2	4
Tin	ppm	ASTM D5185m	>15	0	0	1
Vanadium	ppm	ASTM D5185m		0	<1	0
White Metal	scalar	*Visual	NONE	NONE	NONE	NONE
Yellow Metal	scalar	*Visual	NONE	NONE	NONE	NONE

CONTAMINATION

There is no indication of any contamination in the oil.

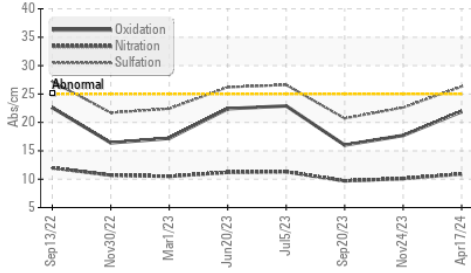
Silicon	ppm	ASTM D5185m	>25	9	8	8
Potassium	ppm	ASTM D5185m	>20	11	5	5
Fuel		WC Method	>5	<1.0	<1.0	<1.0
Water		WC Method	>0.2	NEG	NEG	NEG
Glycol		WC Method		NEG	NEG	NEG
Soot %	%	*ASTM D7844	>3	0.6	0.4	0.3
Nitration	Abs/cm	*ASTM D7624	>20	10.9	10.1	9.7
Sulfation	Abs/.1mm	*ASTM D7415	>30	26.3	22.6	20.7
Silt	scalar	*Visual	NONE	NONE	NONE	NONE
Debris	scalar	*Visual	NONE	NONE	NONE	NONE
Sand/Dirt	scalar	*Visual	NONE	NONE	NONE	NONE
Appearance	scalar	*Visual	NORML	NORML	NORML	NORML
Odor	scalar	*Visual	NORML	NORML	NORML	NORML
Emulsified Water	scalar	*Visual	>0.2	NEG	NEG	NEG

FLUID CONDITION

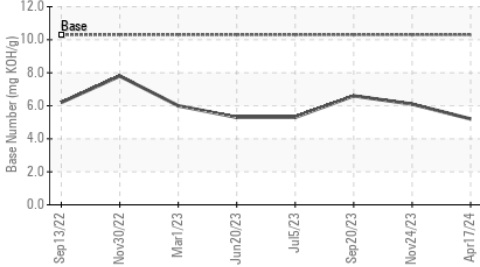
The BN result indicates that there is suitable alkalinity remaining in the oil. The condition of the oil is suitable for further service.

Sodium	ppm	ASTM D5185m		11	8	7
Boron	ppm	ASTM D5185m		26	32	2
Barium	ppm	ASTM D5185m		0	0	0
Molybdenum	ppm	ASTM D5185m		8	2	64
Manganese	ppm	ASTM D5185m		<1	<1	2
Magnesium	ppm	ASTM D5185m		871	791	1029
Calcium	ppm	ASTM D5185m	2900	1601	1440	1122
Phosphorus	ppm	ASTM D5185m	1100	835	756	1081
Zinc	ppm	ASTM D5185m	1200	949	882	1328
Sulfur	ppm	ASTM D5185m	4000	3731	3003	3308
Oxidation	Abs/.1mm	*ASTM D7414	>25	21.9	17.7	16.0
Base Number (BN)	mg KOH/g	ASTM D2896	10.3	5.2	6.1	6.6
Visc @ 100°C	cSt	ASTM D445	11.9	12.0	11.9	13.9

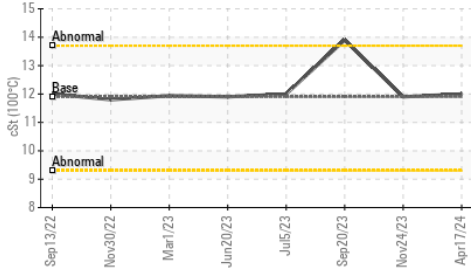
FT-IR (Direct Trend)



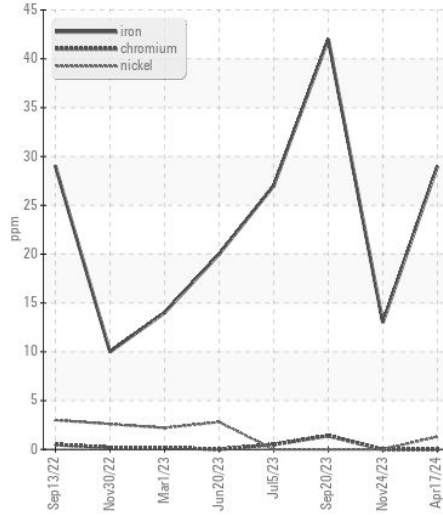
Base Number



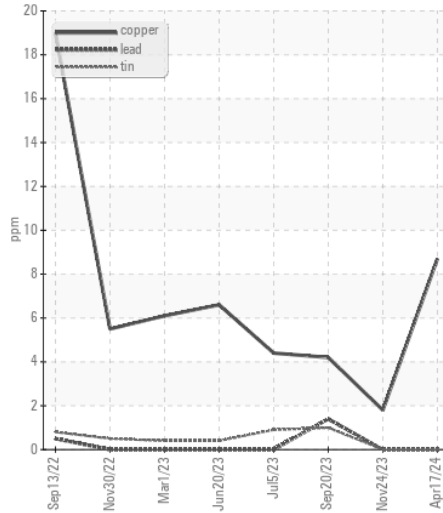
Viscosity @ 100°C



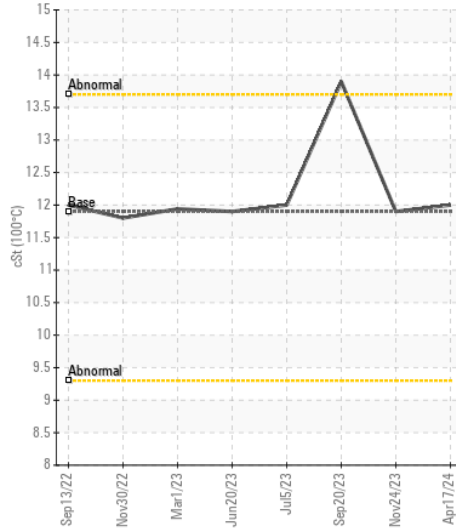
Ferrous Alloys



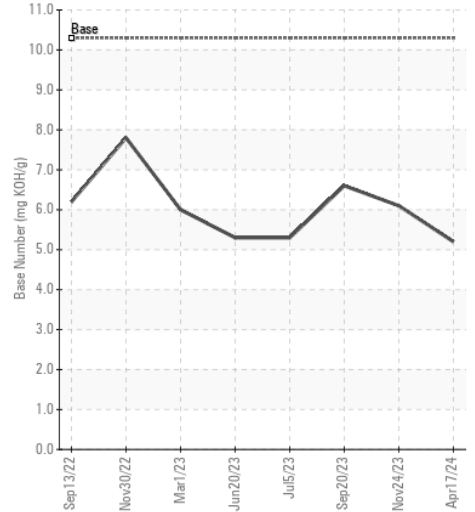
Non-ferrous Metals



Viscosity @ 100°C



Base Number



Certificate L2367

Laboratory : WearCheck USA - 501 Madison Ave., Cary, NC 27513
Sample No. : WC0906915
Lab Number : 06159702
Unique Number : 10995125
Test Package : FLEET
Received : 24 Apr 2024
Tested : 25 Apr 2024
Diagnosed : 25 Apr 2024 - Wes Davis

LTI/MILKY WAY - SUNNYSIDE
 333 MIDVALE RD
 SUNNYSIDE, WA
 US 98944
 Contact: Barbara Kluever
 bkluever@lynden.com
 T: (509)839-5844
 F: (509)839-6556

To discuss this sample report, contact Customer Service at 1-800-237-1369.

* - Denotes test methods that are outside of the ISO 17025 scope of accreditation.

Statements of conformity to specifications are based on the simple acceptance decision rule (JCGM 106:2012)