



OIL ANALYSIS REPORT

WEAR	NORMAL
CONTAMINATION	NORMAL
FLUID CONDITION	NORMAL

Machine Id
44719
 Component
Diesel Engine
 Fluid
MOBIL 15W40 (--- QTS)

RECOMMENDATION

Resample at the next service interval to monitor. Please specify the component make and model with your next sample.

Test	UOM	Method	Limit/Abn	Current	History1	History2
Sample Number		Client Info		WC0881745	WC0795653	WC0774510
Sample Date		Client Info		01 Apr 2024	24 Nov 2023	31 May 2023
Machine Age	mls	Client Info		761128	714329	651058
Oil Age	mls	Client Info		46799	32681	28761
Filter Age	mls	Client Info		46799	32681	28761
Oil Changed		Client Info		Changed	Changed	Changed
Filter Changed		Client Info		Changed	Changed	Changed
Sample Status				NORMAL	NORMAL	NORMAL

WEAR

All component wear rates are normal.

Iron	ppm	ASTM D5185m	>100	34	13	18
Chromium	ppm	ASTM D5185m	>20	2	1	2
Nickel	ppm	ASTM D5185m	>4	<1	0	<1
Titanium	ppm	ASTM D5185m		0	0	<1
Silver	ppm	ASTM D5185m	>3	0	0	0
Aluminum	ppm	ASTM D5185m	>20	19	6	12
Lead	ppm	ASTM D5185m	>40	0	0	0
Copper	ppm	ASTM D5185m	>330	6	3	3
Tin	ppm	ASTM D5185m	>15	0	<1	<1
Vanadium	ppm	ASTM D5185m		0	<1	0
White Metal	scalar	*Visual	NONE	NONE	NONE	NONE
Yellow Metal	scalar	*Visual	NONE	NONE	NONE	NONE

CONTAMINATION

There is no indication of any contamination in the oil.

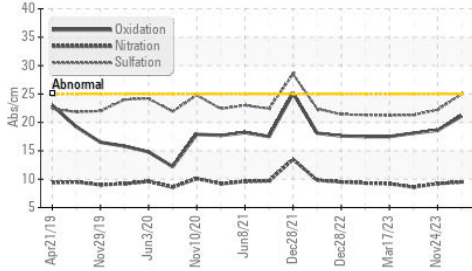
Silicon	ppm	ASTM D5185m	>25	8	6	6
Potassium	ppm	ASTM D5185m	>20	2	2	1
Fuel		WC Method	>5	<1.0	<1.0	<1.0
Water		WC Method	>0.2	NEG	NEG	NEG
Glycol		WC Method		NEG	NEG	NEG
Soot %	%	*ASTM D7844	>3	0.8	0.6	0.5
Nitration	Abs/cm	*ASTM D7624	>20	9.5	9.2	8.6
Sulfation	Abs/.1mm	*ASTM D7415	>30	25.0	22.2	21.3
Silt	scalar	*Visual	NONE	NONE	NONE	NONE
Debris	scalar	*Visual	NONE	NONE	NONE	NONE
Sand/Dirt	scalar	*Visual	NONE	NONE	NONE	NONE
Appearance	scalar	*Visual	NORML	NORML	NORML	NORML
Odor	scalar	*Visual	NORML	NORML	NORML	NORML
Emulsified Water	scalar	*Visual	>0.2	NEG	NEG	NEG

FLUID CONDITION

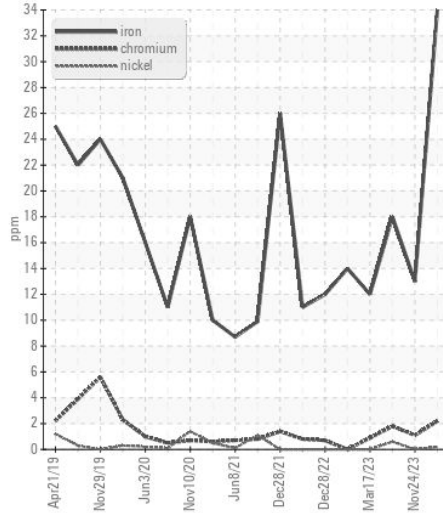
The BN result indicates that there is suitable alkalinity remaining in the oil. The condition of the oil is suitable for further service.

Sodium	ppm	ASTM D5185m	>118	2	<1	<1
Boron	ppm	ASTM D5185m		42	2	2
Barium	ppm	ASTM D5185m		0	0	2
Molybdenum	ppm	ASTM D5185m		87	68	66
Manganese	ppm	ASTM D5185m		<1	0	<1
Magnesium	ppm	ASTM D5185m		767	975	922
Calcium	ppm	ASTM D5185m		1407	1075	1145
Phosphorus	ppm	ASTM D5185m		1102	1015	1021
Zinc	ppm	ASTM D5185m		1402	1250	1262
Sulfur	ppm	ASTM D5185m		3577	2885	3468
Oxidation	Abs/.1mm	*ASTM D7414	>25	21.1	18.6	18.1
Base Number (BN)	mg KOH/g	ASTM D2896		4.6	7.4	8.3
Visc @ 100°C	cSt	ASTM D445		14.0	13.9	13.8

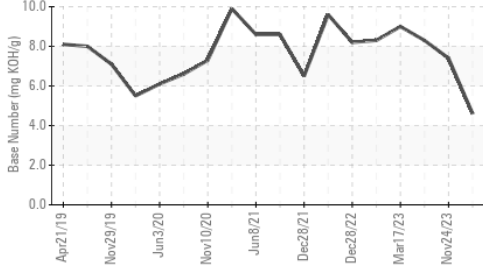
FT-IR (Direct Trend)



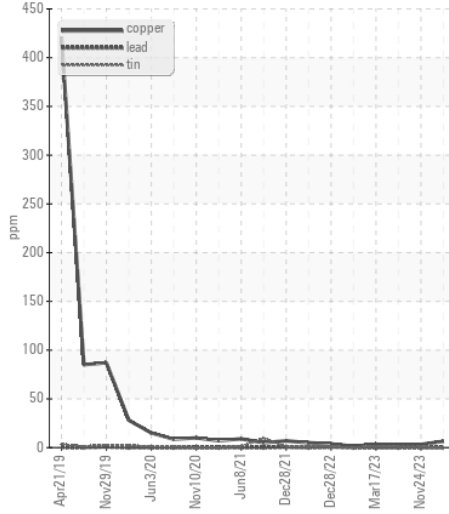
Ferrous Alloys



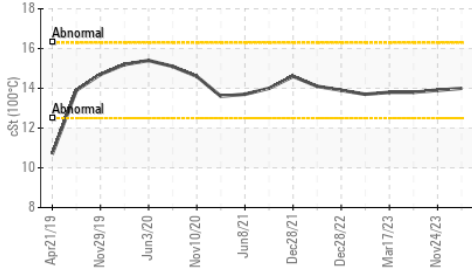
Base Number



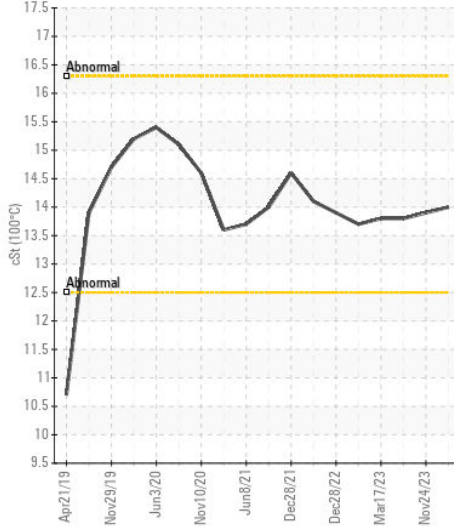
Non-ferrous Metals



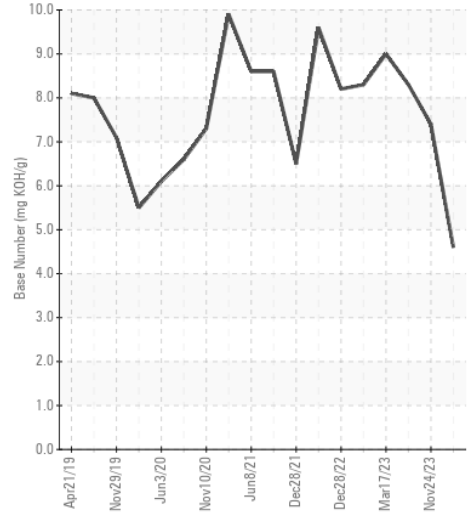
Viscosity @ 100°C



Viscosity @ 100°C



Base Number



Certificate L2367

Laboratory : WearCheck USA - 501 Madison Ave., Cary, NC 27513
Sample No. : WC0881745
Lab Number : 06159720
Unique Number : 10995143
Test Package : FLEET

SALEM NATIONALEASE CORPORATION
 198 PARK PLAZA DRIVE
 WINSTON SALEM, NC
 US 27105
 Contact: Audrey Hopkins
 Audrey.Hopkins@salemcorp.com
 T: (336)767-9642
 F: x:

To discuss this sample report, contact Customer Service at 1-800-237-1369.

* - Denotes test methods that are outside of the ISO 17025 scope of accreditation.

Statements of conformity to specifications are based on the simple acceptance decision rule (JCGM 106:2012)