



# OIL ANALYSIS REPORT

WEAR  
CONTAMINATION  
FLUID CONDITION

**ATTENTION**  
**ABNORMAL**  
**NORMAL**



Area  
**Store 4 - Fairmont**  
Machine Id  
**JOHN DEERE 210G 1FF210GXENF530277**  
Component  
**Left Propel Gearbox**  
Fluid  
**JOHN DEERE HY-GARD HYD/TRANS (2 GAL)**

## RECOMMENDATION

We advise that you check all areas where dirt can enter the system. Resample at the next service interval to monitor.

Test	UOM	Method	Limit/Abn	Current	History1	History2
Sample Number		Client Info		LEC0049117	LEC0042024	LEC0040374
Sample Date		Client Info		16 Apr 2024	16 Oct 2023	19 Apr 2023
Machine Age	hrs	Client Info		1527	1064	435
Oil Age	hrs	Client Info		463	629	435
Filter Age	hrs	Client Info		0	0	0
Oil Changed		Client Info		Not Changed	Changed	Changed
Filter Changed		Client Info		N/A	N/A	N/A
Sample Status				ABNORMAL	NORMAL	NORMAL

## WEAR

All component wear rates are normal.

PQ		ASTM D8184		266	140	201
Iron	ppm	ASTM D5185m	>1250	453	265	318
Chromium	ppm	ASTM D5185m	>10	6	4	6
Nickel	ppm	ASTM D5185m	>10	0	0	0
Titanium	ppm	ASTM D5185m		3	<1	<1
Silver	ppm	ASTM D5185m		0	0	0
Aluminum	ppm	ASTM D5185m		40	2	2
Lead	ppm	ASTM D5185m		0	0	0
Copper	ppm	ASTM D5185m		0	2	<1
Tin	ppm	ASTM D5185m		<1	0	0
Vanadium	ppm	ASTM D5185m		<1	<1	<1
White Metal	scalar	*Visual	NONE	NONE	MODER	MODER
Yellow Metal	scalar	*Visual	NONE	NONE	NONE	NONE

## CONTAMINATION

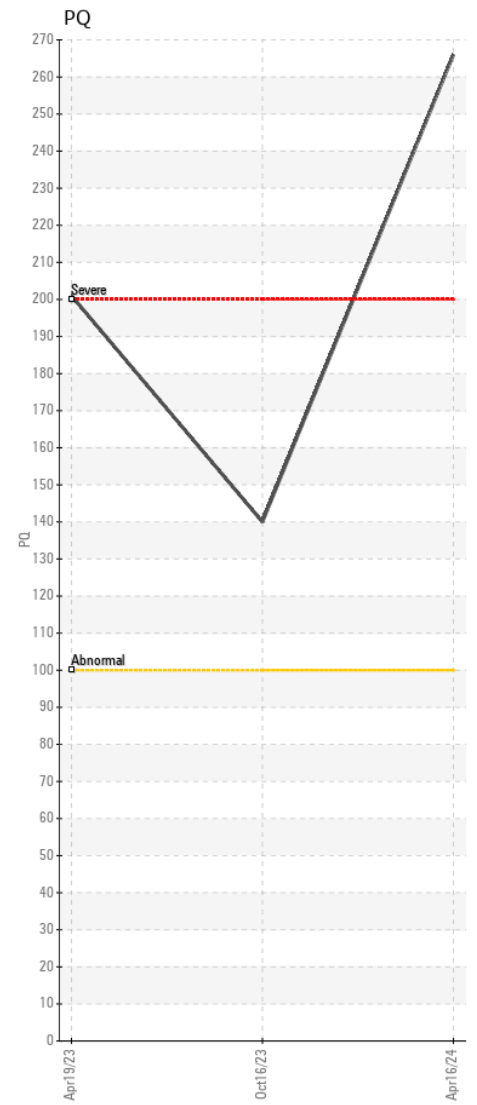
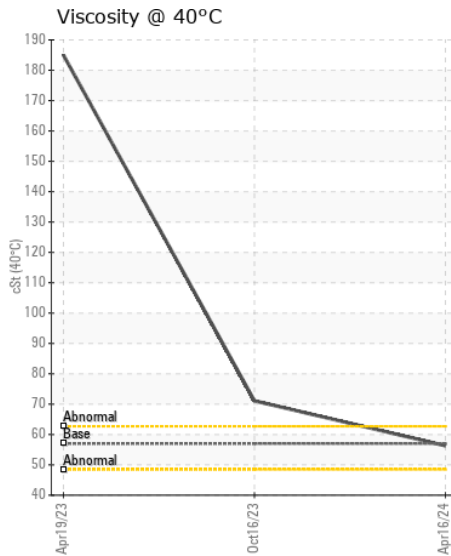
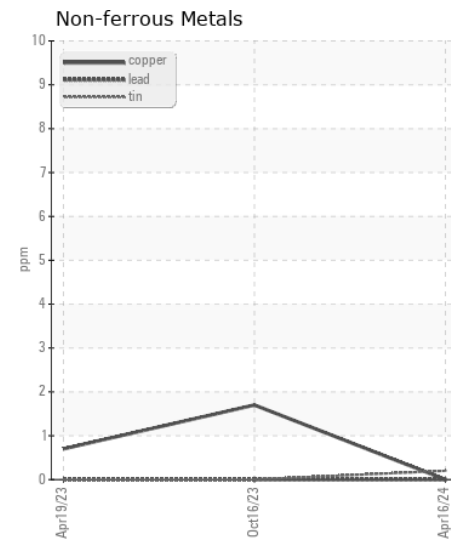
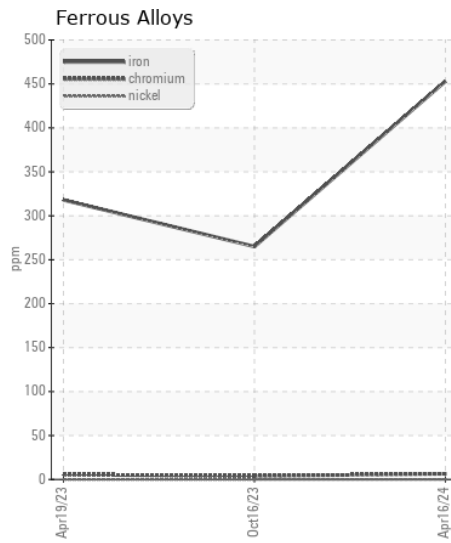
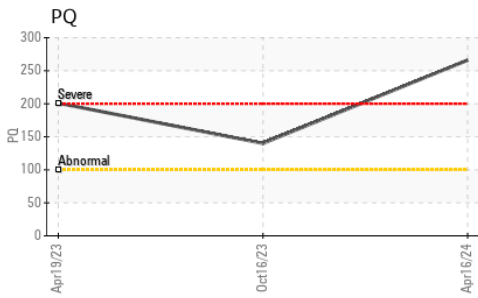
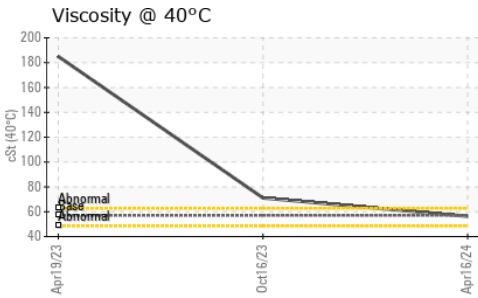
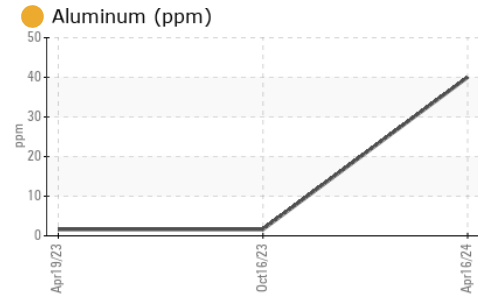
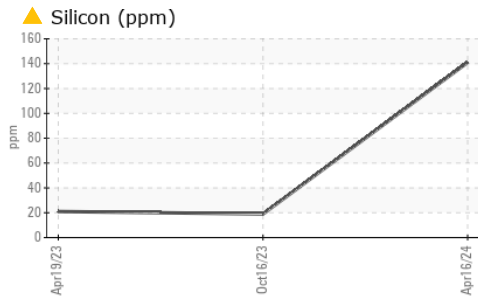
Elemental levels of silicon (Si) and aluminum (Al) indicate alumina-silicate (coarse dirt) ingress.

Silicon	ppm	ASTM D5185m		141	19	21
Potassium	ppm	ASTM D5185m	>20	7	3	<1
Water		WC Method	>0.2	NEG	NEG	NEG
Silt	scalar	*Visual	NONE	LIGHT	NONE	NONE
Debris	scalar	*Visual	NONE	NONE	NONE	NONE
Sand/Dirt	scalar	*Visual	NONE	NONE	NONE	NONE
Appearance	scalar	*Visual	NORML	NORML	NORML	NORML
Odor	scalar	*Visual	NORML	NORML	NORML	NORML
Emulsified Water	scalar	*Visual	>0.2	NEG	NEG	NEG

## FLUID CONDITION

The condition of the oil is acceptable for the time in service.

Sodium	ppm	ASTM D5185m		<1	0	1
Boron	ppm	ASTM D5185m	6	6	38	77
Barium	ppm	ASTM D5185m	0	<1	4	5
Molybdenum	ppm	ASTM D5185m	0	0	5	<1
Manganese	ppm	ASTM D5185m		6	4	7
Magnesium	ppm	ASTM D5185m	145	108	94	1
Calcium	ppm	ASTM D5185m	3570	3416	2837	14
Phosphorus	ppm	ASTM D5185m	1290	1068	930	519
Zinc	ppm	ASTM D5185m	1640	1220	1064	22
Sulfur	ppm	ASTM D5185m		4373	6854	17000
Visc @ 40°C	cSt	ASTM D445	57.0	56.3	71.1	185



Certificate L2367

**Laboratory** : WearCheck USA - 501 Madison Ave., Cary, NC 27513  
**Sample No.** : LEC0049117 **Received** : 25 Apr 2024  
**Lab Number** : 06160695 **Tested** : 26 Apr 2024  
**Unique Number** : 10996118 **Diagnosed** : 29 Apr 2024 - Don Baldrige  
**Test Package** : CONST ( Additional Tests: PQ )

**LESLIE EQUIPMENT COMPANY**  
 105 TENNIS CENTER DR.  
 MARIETTA, OH  
 US 45750-9765  
 Contact: LEANNE KENDALL  
 KendalLeanne@lec1.com

To discuss this sample report, contact Customer Service at 1-800-237-1369.

\* - Denotes test methods that are outside of the ISO 17025 scope of accreditation.

Statements of conformity to specifications are based on the simple acceptance decision rule (JCGM 106:2012)

T:  
F: (740)373-5570