



WEAR	NORMAL
CONTAMINATION	NORMAL
FLUID CONDITION	NORMAL

Area
VIRGINIA INGRAM
Machine Id
[VIRGINIA INGRAM] 007 661437-7
Component
Port Genset
Fluid
CHEVRON DELO 400 LE 15W40 (--- GAL)

RECOMMENDATION

Resample at the next service interval to monitor.

Test	UOM	Method	Limit/Abn	Current	History1	History2
Sample Number		Client Info		MW0046651	MW0046653	MW0046655
Sample Date		Client Info		25 Apr 2024	21 Feb 2024	22 Jan 2024
Machine Age	hrs	Client Info		4788	4401	3448
Oil Age	hrs	Client Info		307	411	381
Filter Age	hrs	Client Info		0	0	0
Oil Changed		Client Info		N/A	N/A	N/A
Filter Changed		Client Info		N/A	N/A	N/A
Sample Status				NORMAL	ABNORMAL	NORMAL

WEAR

All component wear rates are normal.

Iron	ppm	ASTM D5185m	>50	8	5	6
Chromium	ppm	ASTM D5185m	>4	<1	0	<1
Nickel	ppm	ASTM D5185m	>2	<1	0	<1
Titanium	ppm	ASTM D5185m		<1	0	<1
Silver	ppm	ASTM D5185m	>5	0	0	<1
Aluminum	ppm	ASTM D5185m	>12	4	3	2
Lead	ppm	ASTM D5185m	>17	1	<1	<1
Copper	ppm	ASTM D5185m	>70	61	▲ 55	6
Tin	ppm	ASTM D5185m	>15	<1	0	<1
Vanadium	ppm	ASTM D5185m		<1	0	<1
White Metal	scalar	*Visual	NONE	NONE	NONE	NONE
Yellow Metal	scalar	*Visual	NONE	NONE	NONE	NONE

CONTAMINATION

There is no indication of any contamination in the oil.

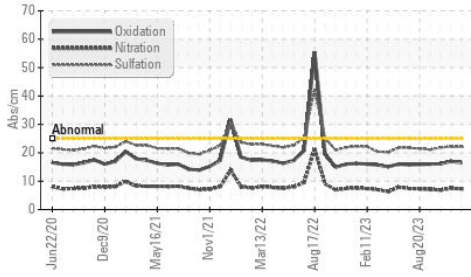
Silicon	ppm	ASTM D5185m	>25	7	5	6
Potassium	ppm	ASTM D5185m	>20	1	0	2
Fuel		WC Method	>4.0	<1.0	<1.0	<1.0
Water		WC Method	>0.1	NEG	NEG	NEG
Glycol		WC Method		NEG	NEG	NEG
Soot %	%	*ASTM D7844		0.1	0.1	0.1
Nitration	Abs/cm	*ASTM D7624	>20	7.3	7.5	6.9
Sulfation	Abs/.1mm	*ASTM D7415	>30	22.1	22.1	21.9
Silt	scalar	*Visual	NONE	NONE	NONE	NONE
Debris	scalar	*Visual	NONE	NONE	NONE	NONE
Sand/Dirt	scalar	*Visual	NONE	NONE	NONE	NONE
Appearance	scalar	*Visual	NORML	NORML	NORML	NORML
Odor	scalar	*Visual	NORML	NORML	NORML	NORML
Emulsified Water	scalar	*Visual	>0.1	NEG	NEG	NEG

FLUID CONDITION

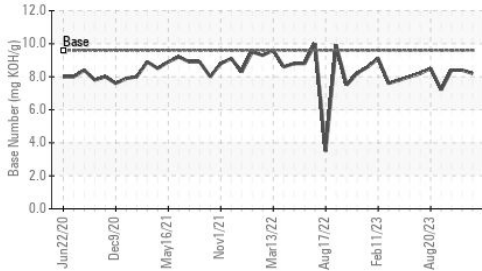
The BN result indicates that there is suitable alkalinity remaining in the oil. The condition of the oil is suitable for further service.

Sodium	ppm	ASTM D5185m		2	1	0
Boron	ppm	ASTM D5185m		341	286	336
Barium	ppm	ASTM D5185m		0	0	0
Molybdenum	ppm	ASTM D5185m		106	94	101
Manganese	ppm	ASTM D5185m		3	2	<1
Magnesium	ppm	ASTM D5185m		573	504	520
Calcium	ppm	ASTM D5185m		1664	1522	1568
Phosphorus	ppm	ASTM D5185m	1200	827	680	733
Zinc	ppm	ASTM D5185m	1300	908	814	823
Sulfur	ppm	ASTM D5185m	3200	3302	2846	3082
Oxidation	Abs/.1mm	*ASTM D7414	>25	16.5	17.0	16.1
Base Number (BN)	mg KOH/g	ASTM D2896	9.6	8.2	8.4	8.4
Visc @ 100°C	cSt	ASTM D445	15.7	12.5	▲ 12.3	12.8

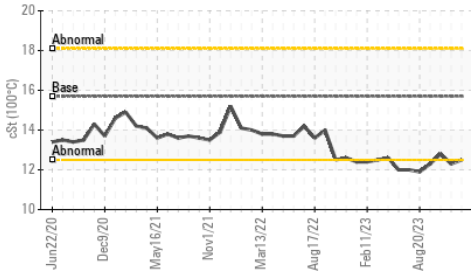
FT-IR (Direct Trend)



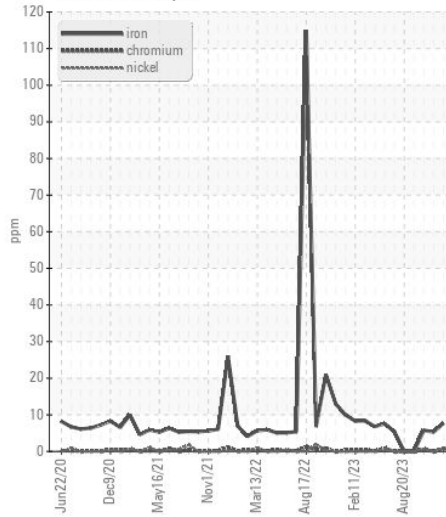
Base Number



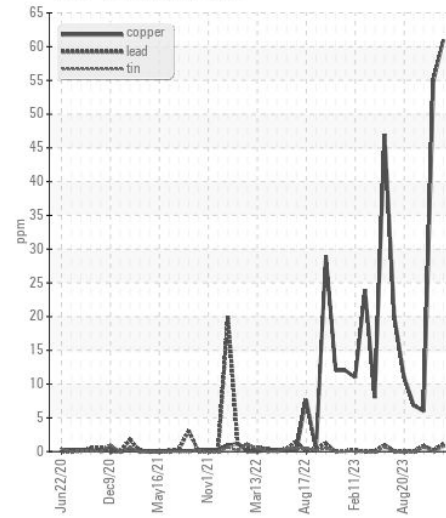
Viscosity @ 100°C



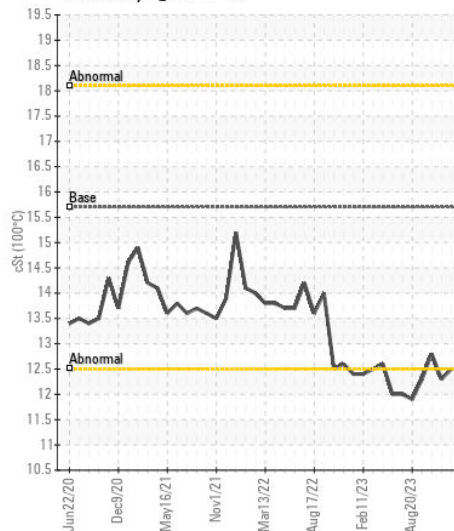
Ferrous Alloys



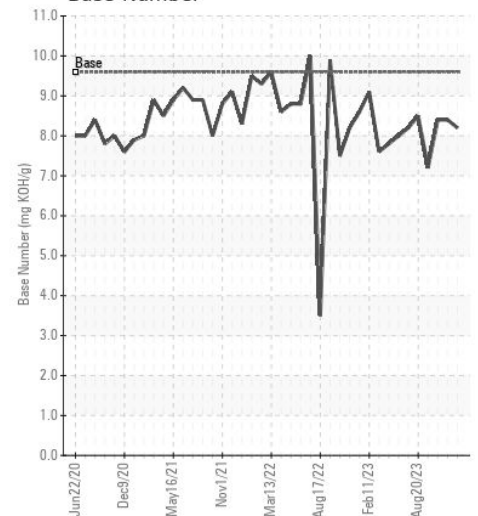
Non-ferrous Metals



Viscosity @ 100°C



Base Number



Certificate L2367

Laboratory : WearCheck USA - 501 Madison Ave., Cary, NC 27513

Sample No. : MW0046651

Lab Number : 06161122

Unique Number : 10996545

Test Package : MAR 2

Received : 25 Apr 2024

Tested : 29 Apr 2024

Diagnosed : 29 Apr 2024 - Don Baldrige

INGRAM BARGE

900 S 3RD ST

PADUCAH, KY

US 42003

Contact: JEFF BISHOP

jeff.bishop@ingrambarga.com

T:

F: (615)695-3697

To discuss this sample report, contact Customer Service at 1-800-237-1369.

* - Denotes test methods that are outside of the ISO 17025 scope of accreditation.

Statements of conformity to specifications are based on the simple acceptance decision rule (JCGM 106:2012)