



# OIL ANALYSIS REPORT

WEAR	<b>NORMAL</b>
CONTAMINATION	<b>NORMAL</b>
FLUID CONDITION	<b>NORMAL</b>



Machine Id  
**ENG 4B**  
Component  
**Right Biogas Engine**  
Fluid  
**AMERICAN REFINING GROUP LOW ASH 40 (110 GAL)**

## RECOMMENDATION

Resample at the next service interval to monitor.

Test	UOM	Method	Limit/Abn	Current	History1	History2
Sample Number		Client Info		<b>WC0935602</b>	WC0909625	WC0909628
Sample Date		Client Info		<b>22 Apr 2024</b>	26 Feb 2024	19 Feb 2024
Machine Age	hrs	Client Info		<b>90553</b>	89222	89051
Oil Age	hrs	Client Info		<b>241</b>	898	727
Filter Age	hrs	Client Info		<b>241</b>	898	727
Oil Changed		Client Info		<b>Changed</b>	N/A	N/A
Filter Changed		Client Info		<b>Changed</b>	N/A	N/A
Sample Status				<b>NORMAL</b>	NORMAL	NORMAL

## WEAR

All component wear rates are normal.

Iron	ppm	ASTM D5185m	>45	<b>3</b>	2	6
Chromium	ppm	ASTM D5185m	>2	<b>0</b>	<1	<1
Nickel	ppm	ASTM D5185m	>2	<b>0</b>	0	<1
Titanium	ppm	ASTM D5185m		<b>&lt;1</b>	0	<1
Silver	ppm	ASTM D5185m	>5	<b>0</b>	0	<1
Aluminum	ppm	ASTM D5185m	>10	<b>2</b>	3	2
Lead	ppm	ASTM D5185m	>5	<b>&lt;1</b>	2	1
Copper	ppm	ASTM D5185m	>14	<b>2</b>	1	2
Tin	ppm	ASTM D5185m	>13	<b>&lt;1</b>	3	3
Vanadium	ppm	ASTM D5185m		<b>0</b>	0	0
White Metal	scalar	*Visual	NONE	<b>NONE</b>	NONE	NONE
Yellow Metal	scalar	*Visual	NONE	<b>NONE</b>	NONE	NONE

## CONTAMINATION

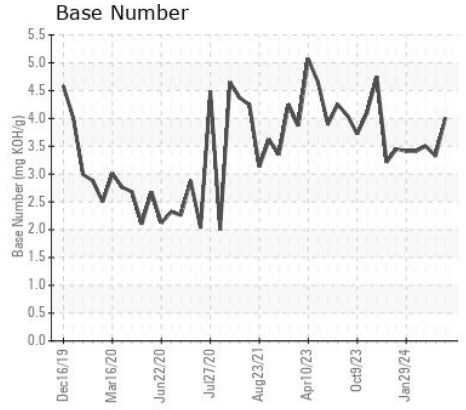
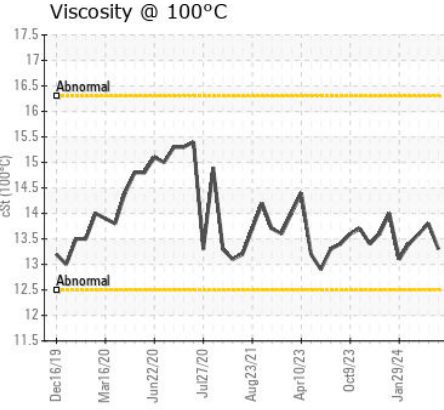
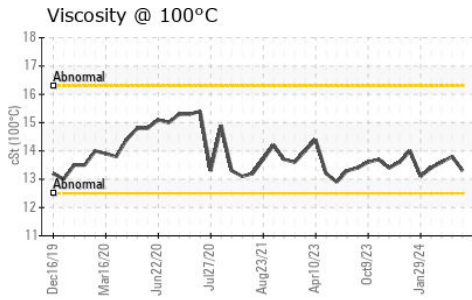
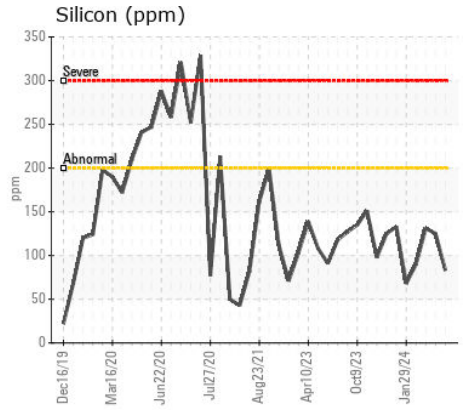
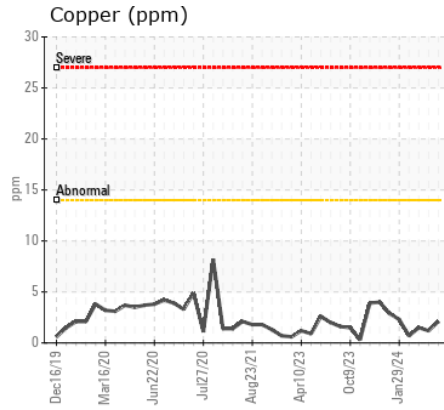
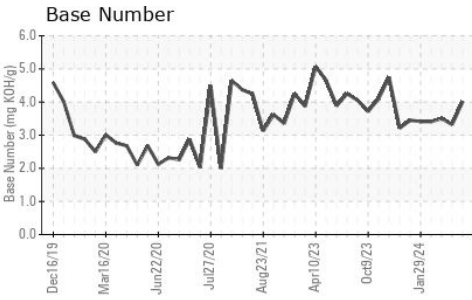
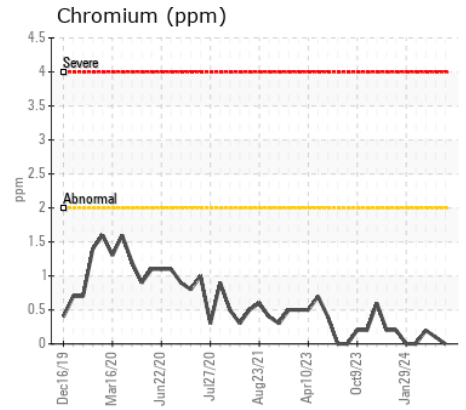
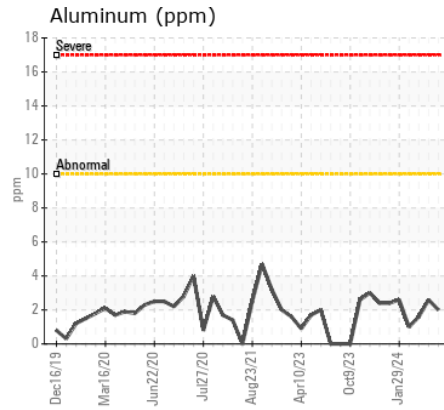
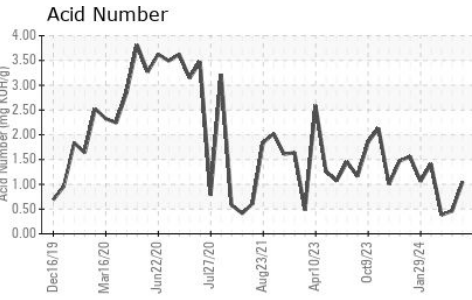
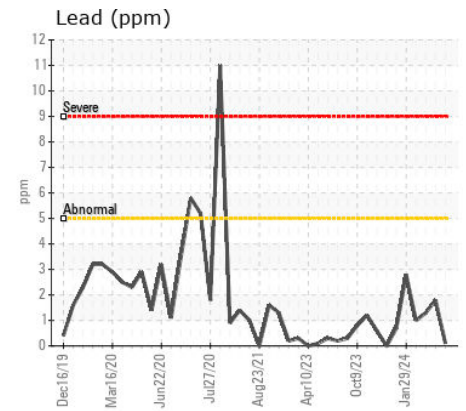
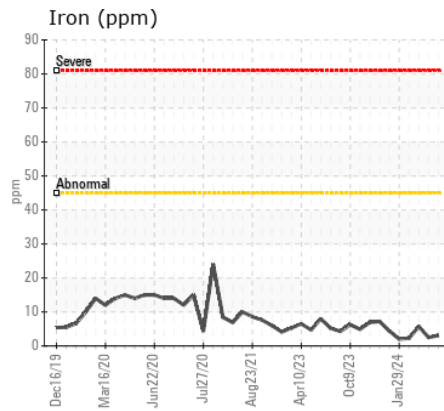
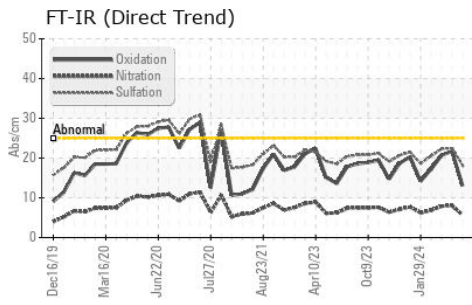
There is no indication of any contamination in the oil.

Silicon	ppm	ASTM D5185m	>200	<b>83</b>	125	131
Potassium	ppm	ASTM D5185m	>20	<b>0</b>	0	2
Fuel		WC Method	>4.0	<b>&lt;1.0</b>	<1.0	<1.0
Water		WC Method	>0.1	<b>NEG</b>	NEG	NEG
Glycol		WC Method		<b>NEG</b>	NEG	NEG
Soot %	%	*ASTM D7844		<b>0.1</b>	0.1	0.1
Nitration	Abs/cm	*ASTM D7624	>20	<b>5.7</b>	8.0	7.9
Sulfation	Abs/.1mm	*ASTM D7415	>30	<b>18.2</b>	22.4	22.3
Silt	scalar	*Visual	NONE	<b>NONE</b>	NONE	NONE
Debris	scalar	*Visual	NONE	<b>NONE</b>	NONE	NONE
Sand/Dirt	scalar	*Visual	NONE	<b>NONE</b>	NONE	NONE
Appearance	scalar	*Visual	NORML	<b>NORML</b>	NORML	NORML
Odor	scalar	*Visual	NORML	<b>NORML</b>	NORML	NORML
Emulsified Water	scalar	*Visual	>0.1	<b>NEG</b>	NEG	NEG

## FLUID CONDITION

The BN result indicates that there is suitable alkalinity remaining in the oil. The AN level is acceptable for this fluid. The condition of the oil is suitable for further service.

Sodium	ppm	ASTM D5185m		<b>2</b>	1	0
Boron	ppm	ASTM D5185m		<b>0</b>	8	12
Barium	ppm	ASTM D5185m		<b>0</b>	0	0
Molybdenum	ppm	ASTM D5185m		<b>2</b>	15	22
Manganese	ppm	ASTM D5185m		<b>&lt;1</b>	<1	0
Magnesium	ppm	ASTM D5185m		<b>15</b>	46	59
Calcium	ppm	ASTM D5185m		<b>1572</b>	1461	1456
Phosphorus	ppm	ASTM D5185m		<b>373</b>	359	386
Zinc	ppm	ASTM D5185m		<b>456</b>	473	473
Sulfur	ppm	ASTM D5185m		<b>3398</b>	2812	2859
Oxidation	Abs/.1mm	*ASTM D7414	>25	<b>13.0</b>	21.7	20.7
Acid Number (AN)	mg KOH/g	ASTM D8045		<b>1.05</b>	0.46	0.38
Base Number (BN)	mg KOH/g	ASTM D2896		<b>4.01</b>	3.32	3.50
Visc @ 100°C	cSt	ASTM D445		<b>13.3</b>	13.8	13.6



**Laboratory** : WearCheck USA - 501 Madison Ave., Cary, NC 27513  
**Sample No.** : WC0935602  
**Lab Number** : 06161672  
**Unique Number** : 10997095  
**Test Package** : MOB 2  
**Received** : 26 Apr 2024  
**Tested** : 29 Apr 2024  
**Diagnosed** : 30 Apr 2024 - Sean Felton

**BROOME ENERGY**  
 286 KNAPP ROAD  
 BINGHAMTON, NY  
 US 13905  
 Contact: RUSS MERCER  
 BroomeEnergy@gmail.com  
 T: (607)766-0358  
 F: (607)766-0357

To discuss this sample report, contact Customer Service at 1-800-237-1369.

\* - Denotes test methods that are outside of the ISO 17025 scope of accreditation.

Statements of conformity to specifications are based on the simple acceptance decision rule (JCGM 106:2012)