



OIL ANALYSIS REPORT

WEAR	NORMAL
CONTAMINATION	NORMAL
FLUID CONDITION	NORMAL



Area
Store 3 - Norton
Machine Id
JOHN DEERE 540G 1DW540GXPDC656979
Component
Rear Differential
Fluid
TDH FLUID SAE 75W80 (5 GAL)

RECOMMENDATION

Resample at the next service interval to monitor. Please specify the brand, type, and viscosity of the oil on your next sample.

Test	UOM	Method	Limit/Abn	Current	History1	History2
Sample Number		Client Info		LEC0050106	LEC0038463	LEC0025882
Sample Date		Client Info		07 May 2024	31 Jan 2023	09 Nov 2021
Machine Age	hrs	Client Info		4444	4020	3544
Oil Age	hrs	Client Info		424	476	3052
Filter Age	hrs	Client Info		0	0	0
Oil Changed		Client Info		Not Chngd	Changed	Changed
Filter Changed		Client Info		N/A	N/A	N/A
Sample Status				NORMAL	NORMAL	NORMAL

WEAR

All component wear rates are normal.

PQ		ASTM D8184		28	37	38
Iron	ppm	ASTM D5185m	>1501	29	36	72
Chromium	ppm	ASTM D5185m	>11	0	<1	<1
Nickel	ppm	ASTM D5185m	>10	0	0	<1
Titanium	ppm	ASTM D5185m		0	<1	<1
Silver	ppm	ASTM D5185m		0	0	0
Aluminum	ppm	ASTM D5185m	>21	1	1	4
Lead	ppm	ASTM D5185m	>51	2	<1	<1
Copper	ppm	ASTM D5185m	>101	<1	2	2
Tin	ppm	ASTM D5185m	>10	0	<1	<1
Vanadium	ppm	ASTM D5185m		0	0	<1
White Metal	scalar	*Visual	NONE	NONE	NONE	VLITE
Yellow Metal	scalar	*Visual	NONE	NONE	NONE	NONE

CONTAMINATION

There is no indication of any contamination in the oil.

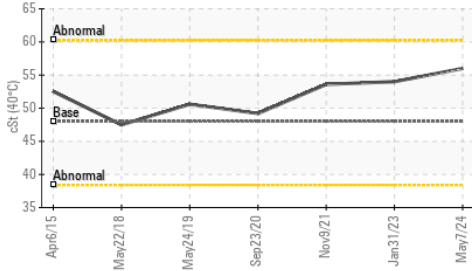
Silicon	ppm	ASTM D5185m	>31	10	13	20
Potassium	ppm	ASTM D5185m	>20	0	0	2
Water		WC Method	>0.1	NEG	NEG	NEG
Silt	scalar	*Visual	NONE	NONE	NONE	NONE
Debris	scalar	*Visual	NONE	NONE	NONE	NONE
Sand/Dirt	scalar	*Visual	NONE	NONE	NONE	NONE
Appearance	scalar	*Visual	NORML	NORML	NORML	NORML
Odor	scalar	*Visual	NORML	NORML	NORML	NORML
Emulsified Water	scalar	*Visual	>0.1	NEG	NEG	NEG

FLUID CONDITION

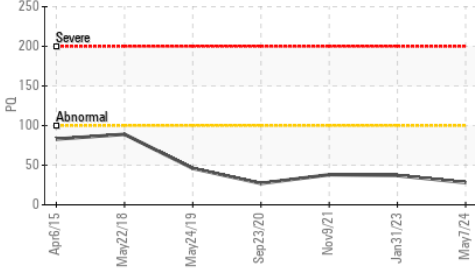
The condition of the oil is acceptable for the time in service.

Sodium	ppm	ASTM D5185m	>51	<1	0	0
Boron	ppm	ASTM D5185m	10	0	0	8
Barium	ppm	ASTM D5185m	10	0	0	0
Molybdenum	ppm	ASTM D5185m	10	<1	<1	<1
Manganese	ppm	ASTM D5185m		<1	<1	<1
Magnesium	ppm	ASTM D5185m	100	108	91	104
Calcium	ppm	ASTM D5185m	3500	3645	3192	3534
Phosphorus	ppm	ASTM D5185m	1150	1089	907	987
Zinc	ppm	ASTM D5185m	1150	1340	1050	1175
Sulfur	ppm	ASTM D5185m	5000	4230	3984	3041
Visc @ 40°C	cSt	ASTM D445	48	56.0	54.0	53.6

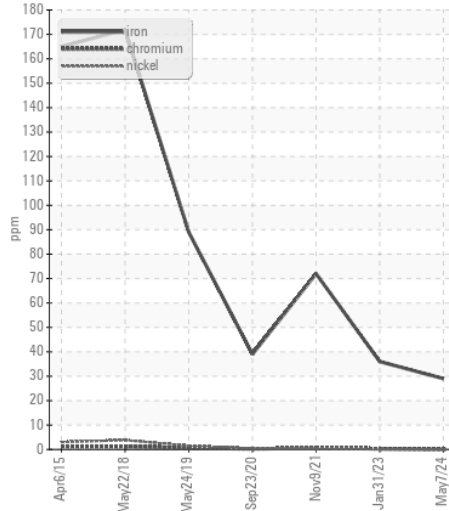
Viscosity @ 40°C



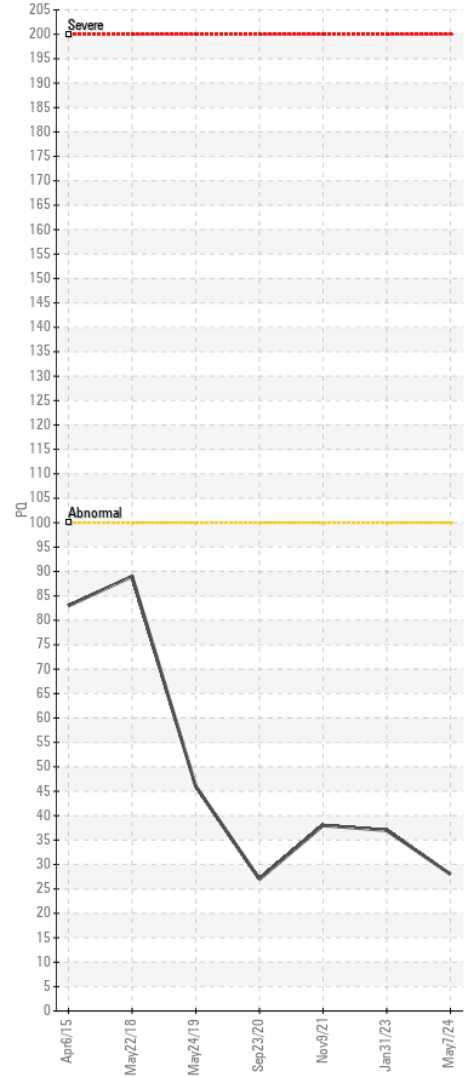
PQ



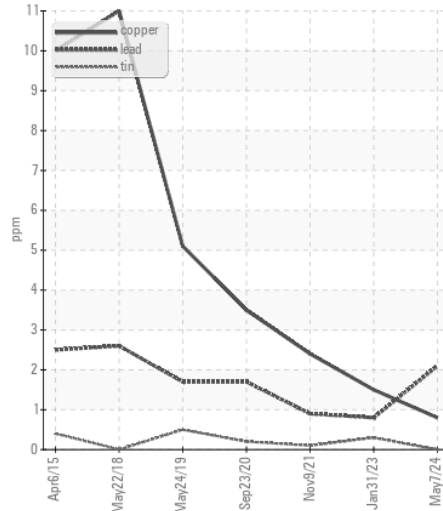
Ferrous Alloys



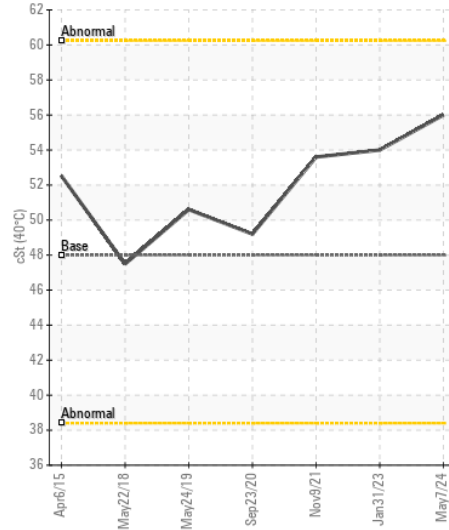
PQ



Non-ferrous Metals



Viscosity @ 40°C



Certificate L2367

Laboratory : WearCheck USA - 501 Madison Ave., Cary, NC 27513
Sample No. : LEC0050106 **Received** : 09 May 2024
Lab Number : 06174199 **Tested** : 10 May 2024
Unique Number : 11020252 **Diagnosed** : 10 May 2024 - Wes Davis
Test Package : CONST (Additional Tests: PQ)

RL LOGGING
 217 CLAYPOOL HOLLOW RD
 BUCKHANNON, WV
 US 26201
 Contact: SERVICE MANAGER

To discuss this sample report, contact Customer Service at 1-800-237-1369.

* - Denotes test methods that are outside of the ISO 17025 scope of accreditation.

Statements of conformity to specifications are based on the simple acceptance decision rule (JCGM 106:2012)

T:
F: