



WEAR	NORMAL
CONTAMINATION	NORMAL
FLUID CONDITION	NORMAL

Machine Id
1542L
 Component
Diesel Engine
 Fluid
MOBIL 15W40 (--- QTS)

RECOMMENDATION

Resample at the next service interval to monitor. Please specify the component make and model with your next sample.

Test	UOM	Method	Limit/Abn	Current	History1	History2
Sample Number		Client Info		IL06175120	IL0028904	IL0023816
Sample Date		Client Info		24 Apr 2024	20 Apr 2023	27 Jan 2022
Machine Age	mls	Client Info		59468	56038	36567
Oil Age	mls	Client Info		3430	10038	10877
Filter Age	mls	Client Info		0	10038	10877
Oil Changed		Client Info		N/A	Changed	Changed
Filter Changed		Client Info		N/A	Changed	Changed
Sample Status				NORMAL	NORMAL	NORMAL

WEAR

Metal levels are typical for a new component breaking in.

Iron	ppm	ASTM D5185m	>100	47	33	33
Chromium	ppm	ASTM D5185m	>20	<1	<1	<1
Nickel	ppm	ASTM D5185m	>4	0	<1	<1
Titanium	ppm	ASTM D5185m		0	<1	0
Silver	ppm	ASTM D5185m	>3	0	0	<1
Aluminum	ppm	ASTM D5185m	>20	2	5	5
Lead	ppm	ASTM D5185m	>40	2	0	3
Copper	ppm	ASTM D5185m	>330	1	3	6
Tin	ppm	ASTM D5185m	>15	0	<1	2
Vanadium	ppm	ASTM D5185m		0	0	0
White Metal	scalar	*Visual	NONE	NONE	NONE	NONE
Yellow Metal	scalar	*Visual	NONE	NONE	NONE	NONE

CONTAMINATION

There is no indication of any contamination in the oil.

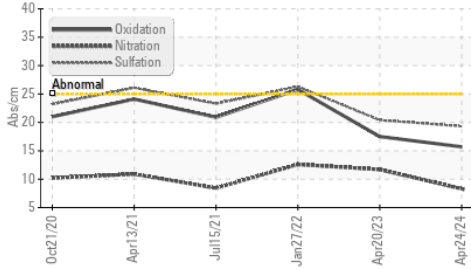
Silicon	ppm	ASTM D5185m	>25	5	6	10
Potassium	ppm	ASTM D5185m	>20	<1	3	1
Fuel		WC Method	>5	<1.0	<1.0	<1.0
Water		WC Method	>0.2	NEG	NEG	NEG
Glycol		WC Method		NEG	NEG	NEG
Soot %	%	*ASTM D7844	>3	0.6	1	1
Nitration	Abs/cm	*ASTM D7624	>20	8.3	11.7	12.6
Sulfation	Abs/.1mm	*ASTM D7415	>30	19.3	20.4	26.3
Silt	scalar	*Visual	NONE	NONE	NONE	NONE
Debris	scalar	*Visual	NONE	NONE	NONE	NONE
Sand/Dirt	scalar	*Visual	NONE	NONE	NONE	NONE
Appearance	scalar	*Visual	NORML	NORML	NORML	NORML
Odor	scalar	*Visual	NORML	NORML	NORML	NORML
Emulsified Water	scalar	*Visual	>0.2	NEG	NEG	NEG

FLUID CONDITION

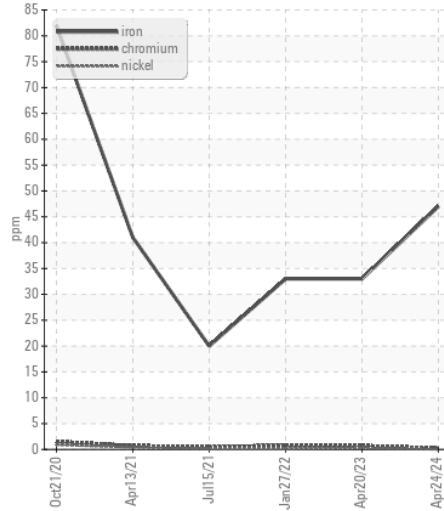
The BN result indicates that there is suitable alkalinity remaining in the oil. The condition of the oil is suitable for further service.

Sodium	ppm	ASTM D5185m	>118	2	3	0
Boron	ppm	ASTM D5185m		5	35	33
Barium	ppm	ASTM D5185m		0	0	0
Molybdenum	ppm	ASTM D5185m		54	14	43
Manganese	ppm	ASTM D5185m		<1	1	<1
Magnesium	ppm	ASTM D5185m		957	740	543
Calcium	ppm	ASTM D5185m		1187	1436	1834
Phosphorus	ppm	ASTM D5185m		1047	765	792
Zinc	ppm	ASTM D5185m		1226	947	895
Sulfur	ppm	ASTM D5185m		3704	3767	1971
Oxidation	Abs/.1mm	*ASTM D7414	>25	15.7	17.5	25.8
Base Number (BN)	mg KOH/g	ASTM D2896		9.0	7.0	11.4
Visc @ 100°C	cSt	ASTM D445		13.2	14.0	13.6

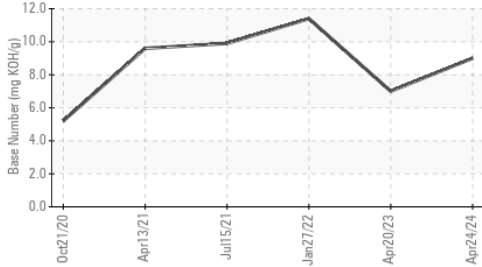
FT-IR (Direct Trend)



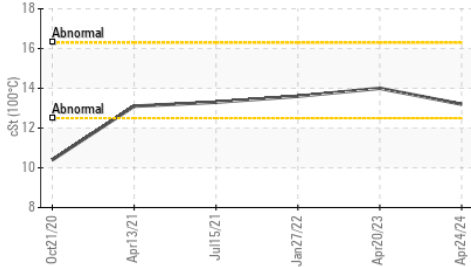
Ferrous Alloys



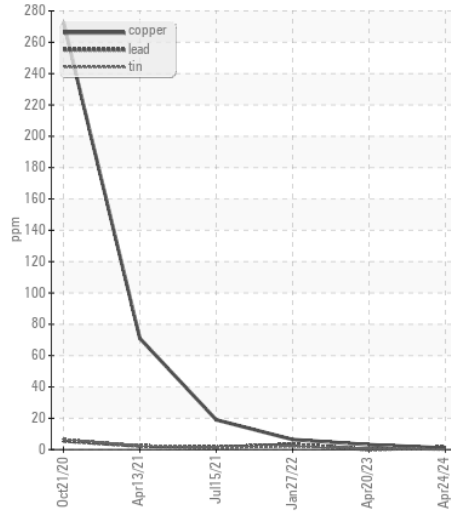
Base Number



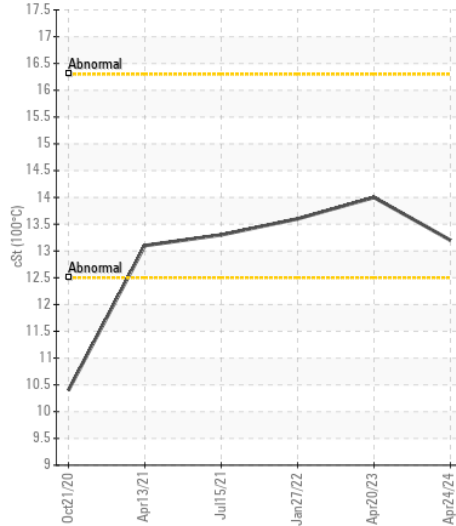
Viscosity @ 100°C



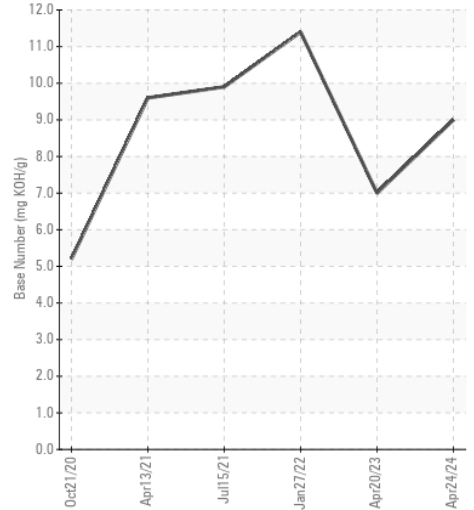
Non-ferrous Metals



Viscosity @ 100°C



Base Number



Certificate L2367

Laboratory : WearCheck USA - 501 Madison Ave., Cary, NC 27513
Sample No. : IL06175120
Lab Number : 06175120
Unique Number : 11021173
Test Package : FLEET

Received : 10 May 2024
Tested : 13 May 2024
Diagnosed : 13 May 2024 - Wes Davis

RUSH TRUCK CENTER - CHICAGO IDEALEASE
 4655 SOUTH CENTRAL AVENUE
 CHICAGO, IL
 US 60638

Contact: MIKE LINLEY
 linleym@rushtruckcenters.com

T: (708)496-7500
 F: (708)496-8818

To discuss this sample report, contact Customer Service at 1-800-237-1369.

* - Denotes test methods that are outside of the ISO 17025 scope of accreditation.

Statements of conformity to specifications are based on the simple acceptance decision rule (JCGM 106:2012)