



WEAR	NORMAL
CONTAMINATION	NORMAL
FLUID CONDITION	NORMAL



Machine Id
4684M
Component
Diesel Engine
Fluid
PETRO CANADA DURON SHP 15W40 (--- GAL)

RECOMMENDATION

Resample at the next service interval to monitor.

Test	UOM	Method	Limit/Abn	Current	History1	History2
Sample Number		Client Info		GFL0117571	GFL0108702	GFL0105839
Sample Date		Client Info		07 May 2024	01 Feb 2024	22 Dec 2023
Machine Age	hrs	Client Info		16619	16334	16022
Oil Age	hrs	Client Info		16334	16022	15730
Filter Age	hrs	Client Info		0	16022	15730
Oil Changed		Client Info		Not Chngd	Changed	N/A
Filter Changed		Client Info		Not Chngd	Changed	N/A
Sample Status				NORMAL	NORMAL	NORMAL

WEAR

All component wear rates are normal.

Iron	ppm	ASTM D5185m	>80	16	13	10
Chromium	ppm	ASTM D5185m	>5	<1	<1	<1
Nickel	ppm	ASTM D5185m	>2	0	<1	<1
Titanium	ppm	ASTM D5185m		0	0	0
Silver	ppm	ASTM D5185m	>3	0	0	0
Aluminum	ppm	ASTM D5185m	>30	3	3	2
Lead	ppm	ASTM D5185m	>30	<1	<1	0
Copper	ppm	ASTM D5185m	>150	0	<1	<1
Tin	ppm	ASTM D5185m	>5	<1	<1	0
Vanadium	ppm	ASTM D5185m		0	<1	0
White Metal	scalar	*Visual	NONE	NONE	NONE	NONE
Yellow Metal	scalar	*Visual	NONE	NONE	NONE	NONE

CONTAMINATION

There is no indication of any contamination in the oil.

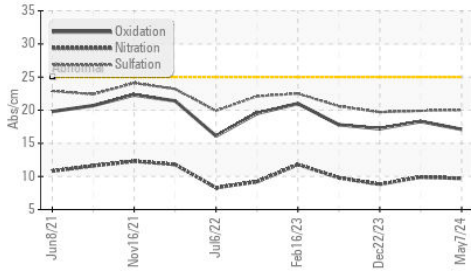
Silicon	ppm	ASTM D5185m	>20	3	4	3
Potassium	ppm	ASTM D5185m	>20	2	3	2
Fuel		WC Method	>5	<1.0	<1.0	<1.0
Water		WC Method	>0.2	NEG	NEG	NEG
Glycol		WC Method		NEG	NEG	NEG
Soot %	%	*ASTM D7844	>3	0.5	0.4	0.3
Nitration	Abs/cm	*ASTM D7624	>20	9.7	9.9	8.8
Sulfation	Abs/.1mm	*ASTM D7415	>30	20.0	19.9	19.7
Silt	scalar	*Visual	NONE	NONE	NONE	NONE
Debris	scalar	*Visual	NONE	NONE	NONE	NONE
Sand/Dirt	scalar	*Visual	NONE	NONE	NONE	NONE
Appearance	scalar	*Visual	NORML	NORML	NORML	NORML
Odor	scalar	*Visual	NORML	NORML	NORML	NORML
Emulsified Water	scalar	*Visual	>0.2	NEG	NEG	NEG

FLUID CONDITION

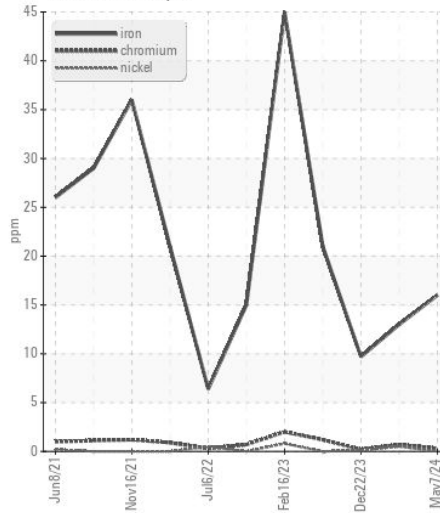
The BN result indicates that there is suitable alkalinity remaining in the oil. The condition of the oil is suitable for further service.

Sodium	ppm	ASTM D5185m		5	4	2
Boron	ppm	ASTM D5185m	0	<1	0	0
Barium	ppm	ASTM D5185m	0	0	0	0
Molybdenum	ppm	ASTM D5185m	60	56	52	55
Manganese	ppm	ASTM D5185m	0	<1	0	0
Magnesium	ppm	ASTM D5185m	1010	936	918	871
Calcium	ppm	ASTM D5185m	1070	1063	984	1019
Phosphorus	ppm	ASTM D5185m	1150	1074	1017	911
Zinc	ppm	ASTM D5185m	1270	1279	1171	1144
Sulfur	ppm	ASTM D5185m	2060	3487	2599	2969
Oxidation	Abs/.1mm	*ASTM D7414	>25	17.1	18.3	17.2
Base Number (BN)	mg KOH/g	ASTM D2896	9.8	7.5	7.8	8.2
Visc @ 100°C	cSt	ASTM D445	15.4	13.8	13.1	12.9

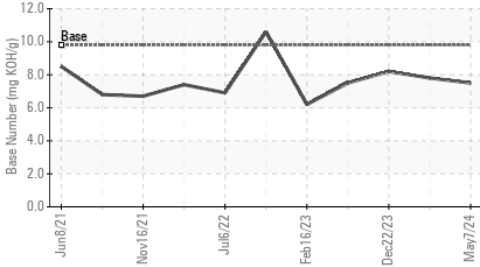
FT-IR (Direct Trend)



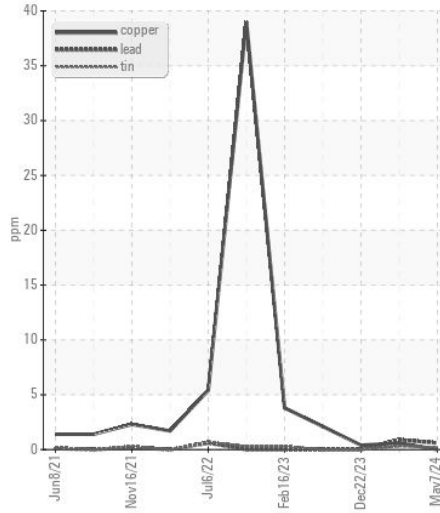
Ferrous Alloys



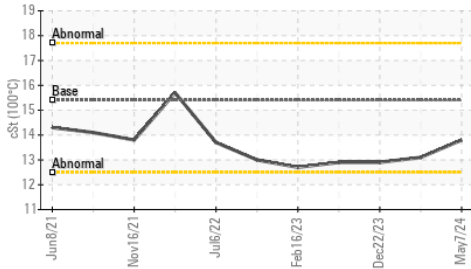
Base Number



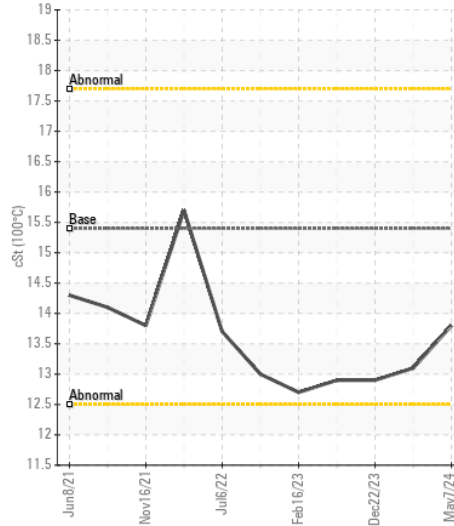
Non-ferrous Metals



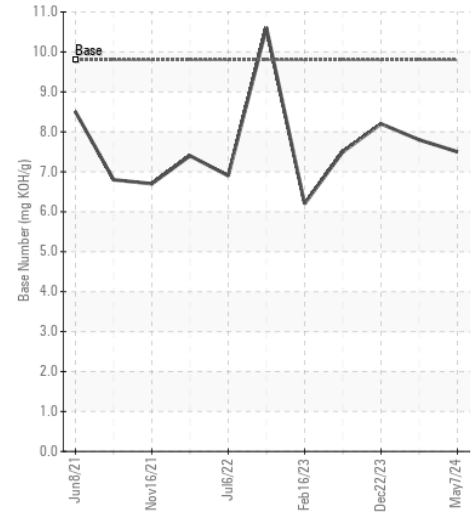
Viscosity @ 100°C



Viscosity @ 100°C



Base Number



Certificate L2367

Laboratory : WearCheck USA - 501 Madison Ave., Cary, NC 27513
Sample No. : GFL0117571
Lab Number : 06175200
Unique Number : 11021253
Test Package : FLEET

Received : 10 May 2024
Tested : 11 May 2024
Diagnosed : 11 May 2024 - Wes Davis

GFL Environmental - 415 - Michigan East
 6200 Elmridge
 Sterling Heights, MI
 US 48313
 Contact: Frank Wolak
 fwolak@gflenv.com
 T: (586)825-9514
 F:

To discuss this sample report, contact Customer Service at 1-800-237-1369.

* - Denotes test methods that are outside of the ISO 17025 scope of accreditation.

Statements of conformity to specifications are based on the simple acceptance decision rule (JCGM 106:2012)