



WEAR	NORMAL
CONTAMINATION	NORMAL
FLUID CONDITION	NORMAL



Machine Id
JOHN DEERE 700K 1T0700KXPEE270345
 Component
Diesel Engine
 Fluid
JOHN DEERE ENGINE OIL PLUS 50 II 15W40 (--- GAL)

RECOMMENDATION

Resample at the next service interval to monitor.

Test	UOM	Method	Limit/Abn	Current	History1	History2
Sample Number		Client Info		JR0211540	JR0190260	JR0168897
Sample Date		Client Info		09 May 2024	26 Oct 2023	27 Apr 2023
Machine Age	hrs	Client Info		6989	6438	5956
Oil Age	hrs	Client Info		0	5110	1328
Filter Age	hrs	Client Info		0	0	0
Oil Changed		Client Info		Changed	N/A	N/A
Filter Changed		Client Info		Changed	N/A	N/A
Sample Status				NORMAL	ABNORMAL	NORMAL

WEAR

All component wear rates are normal.

Iron	ppm	ASTM D5185m	>51	29	▲ 54	20
Chromium	ppm	ASTM D5185m	>11	<1	3	<1
Nickel	ppm	ASTM D5185m	>5	1	2	1
Titanium	ppm	ASTM D5185m		0	<1	<1
Silver	ppm	ASTM D5185m	>3	0	0	0
Aluminum	ppm	ASTM D5185m	>31	7	● 11	4
Lead	ppm	ASTM D5185m	>26	<1	0	0
Copper	ppm	ASTM D5185m	>26	9	1	16
Tin	ppm	ASTM D5185m	>4	<1	0	0
Vanadium	ppm	ASTM D5185m		0	<1	<1
White Metal	scalar	*Visual	NONE	NONE	NONE	NONE
Yellow Metal	scalar	*Visual	NONE	NONE	NONE	NONE

CONTAMINATION

There is no indication of any contamination in the oil.

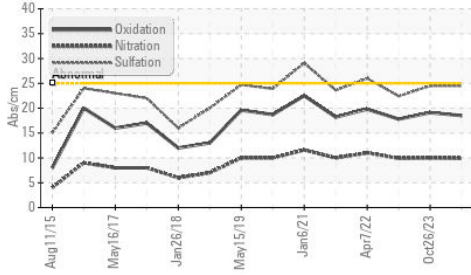
Silicon	ppm	ASTM D5185m	>22	9	▲ 25	8
Potassium	ppm	ASTM D5185m	>20	2	<1	2
Fuel		WC Method	>2.1	<1.0	<1.0	<1.0
Water		WC Method	>0.21	NEG	NEG	NEG
Glycol		WC Method		NEG	NEG	0.0
Soot %	%	*ASTM D7844	>3	0.6	0.6	0.5
Nitration	Abs/cm	*ASTM D7624	>20	9.9	10.0	9.9
Sulfation	Abs/.1mm	*ASTM D7415	>30	24.5	24.5	22.4
Silt	scalar	*Visual	NONE	NONE	NONE	NONE
Debris	scalar	*Visual	NONE	NONE	NONE	NONE
Sand/Dirt	scalar	*Visual	NONE	NONE	NONE	NONE
Appearance	scalar	*Visual	NORML	NORML	NORML	NORML
Odor	scalar	*Visual	NORML	NORML	NORML	NORML
Emulsified Water	scalar	*Visual	>0.21	NEG	NEG	0.2%

FLUID CONDITION

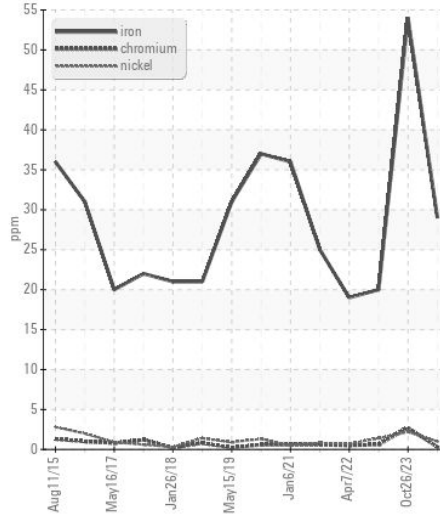
The BN result indicates that there is suitable alkalinity remaining in the oil. The condition of the oil is suitable for further service.

Sodium	ppm	ASTM D5185m	>31	4	5	4
Boron	ppm	ASTM D5185m		179	166	190
Barium	ppm	ASTM D5185m		0	4	0
Molybdenum	ppm	ASTM D5185m		226	258	240
Manganese	ppm	ASTM D5185m		<1	<1	<1
Magnesium	ppm	ASTM D5185m		784	772	855
Calcium	ppm	ASTM D5185m		1703	1276	1465
Phosphorus	ppm	ASTM D5185m		948	910	868
Zinc	ppm	ASTM D5185m		1131	1003	1125
Sulfur	ppm	ASTM D5185m		3486	2598	3640
Oxidation	Abs/.1mm	*ASTM D7414	>25	18.5	19.1	17.8
Base Number (BN)	mg KOH/g	ASTM D2896	13.6	8.4	7.9	7.5
Visc @ 100°C	cSt	ASTM D445	15.4	13.8	14.8	14.64

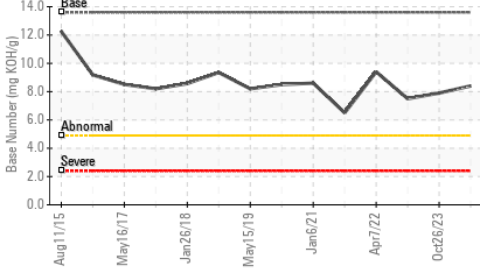
FT-IR (Direct Trend)



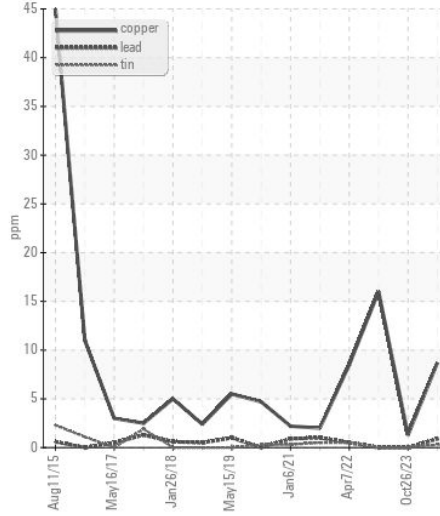
Ferrous Alloys



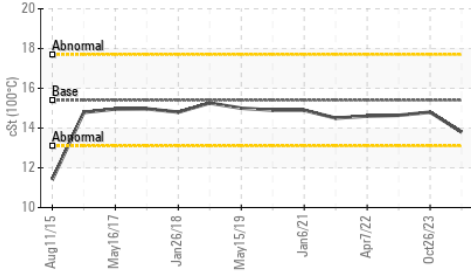
Base Number



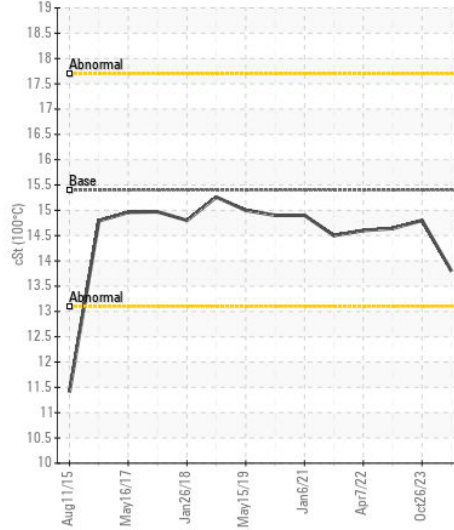
Non-ferrous Metals



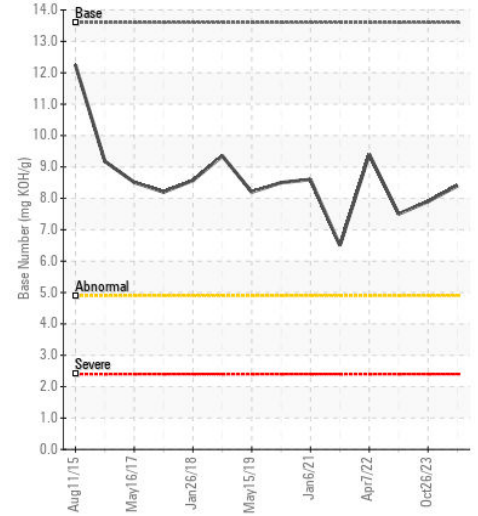
Viscosity @ 100°C



Viscosity @ 100°C



Base Number



Certificate L2367

Laboratory : WearCheck USA - 501 Madison Ave., Cary, NC 27513
Sample No. : JR0211540 **Received** : 10 May 2024
Lab Number : 06175237 **Tested** : 13 May 2024
Unique Number : 11021290 **Diagnosed** : 13 May 2024 - Wes Davis
Test Package : CONST (Additional Tests: TBN)

JRE - ASHLAND
 11047 LEADBETTER RD
 ASHLAND, VA
 US 23005
 Contact: DAVID ZIEG
 dzieg@jamesriverequipment.com
 T: (804)798-6001
 F: (804)798-0292

To discuss this sample report, contact Customer Service at 1-800-237-1369.

* - Denotes test methods that are outside of the ISO 17025 scope of accreditation.

Statements of conformity to specifications are based on the simple acceptance decision rule (JCGM 106:2012)