



WEAR	NORMAL
CONTAMINATION	NORMAL
FLUID CONDITION	NORMAL

Machine Id
2227125
 Component
Diesel Engine
 Fluid
PETRO CANADA DURON SHP 10W30 (--- QTS)

RECOMMENDATION

Resample at the next service interval to monitor. Please specify the component make and model with your next sample.

Test	UOM	Method	Limit/Abn	Current	History1	History2
Sample Number		Client Info		PCA0114789	PCA0114796	PCA0101148
Sample Date		Client Info		21 Apr 2024	21 Jan 2024	15 Oct 2023
Machine Age	mls	Client Info		0	57162	33328
Oil Age	mls	Client Info		0	27162	33328
Filter Age	mls	Client Info		0	27162	33328
Oil Changed		Client Info		N/A	Changed	Changed
Filter Changed		Client Info		N/A	Changed	Changed
Sample Status				NORMAL	NORMAL	NORMAL

WEAR

All component wear rates are normal.

Iron	ppm	ASTM D5185m	>100	22	61	44
Chromium	ppm	ASTM D5185m	>20	0	1	<1
Nickel	ppm	ASTM D5185m	>4	<1	2	1
Titanium	ppm	ASTM D5185m		22	3	<1
Silver	ppm	ASTM D5185m	>3	2	2	5
Aluminum	ppm	ASTM D5185m	>20	7	27	28
Lead	ppm	ASTM D5185m	>40	0	1	1
Copper	ppm	ASTM D5185m	>330	184	64	21
Tin	ppm	ASTM D5185m	>15	2	6	6
Vanadium	ppm	ASTM D5185m		0	<1	<1
White Metal	scalar	*Visual	NONE	NONE	NONE	NONE
Yellow Metal	scalar	*Visual	NONE	NONE	NONE	NONE

CONTAMINATION

There is no indication of any contamination in the oil.

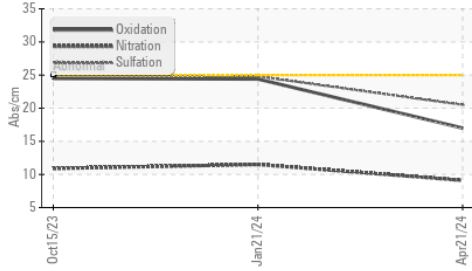
Silicon	ppm	ASTM D5185m	>25	12	54	69
Potassium	ppm	ASTM D5185m	>20	17	72	80
Fuel		WC Method	>5	<1.0	<1.0	<1.0
Water		WC Method	>0.2	NEG	NEG	NEG
Glycol		WC Method		NEG	NEG	NEG
Soot %	%	*ASTM D7844	>3	0.3	0.5	0.4
Nitration	Abs/cm	*ASTM D7624	>20	9.1	11.5	10.9
Sulfation	Abs/.1mm	*ASTM D7415	>30	20.5	24.8	25.0
Silt	scalar	*Visual	NONE	NONE	NONE	NONE
Debris	scalar	*Visual	NONE	NONE	NONE	NONE
Sand/Dirt	scalar	*Visual	NONE	NONE	NONE	NONE
Appearance	scalar	*Visual	NORML	NORML	NORML	NORML
Odor	scalar	*Visual	NORML	NORML	NORML	NORML
Emulsified Water	scalar	*Visual	>0.2	NEG	NEG	NEG

FLUID CONDITION

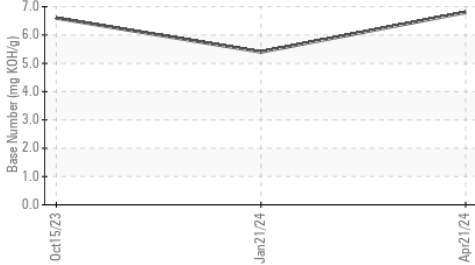
The BN result indicates that there is suitable alkalinity remaining in the oil. The condition of the oil is suitable for further service.

Sodium	ppm	ASTM D5185m		2	4	6
Boron	ppm	ASTM D5185m	2	15	35	100
Barium	ppm	ASTM D5185m	0	0	0	0
Molybdenum	ppm	ASTM D5185m	50	53	104	115
Manganese	ppm	ASTM D5185m	0	<1	4	4
Magnesium	ppm	ASTM D5185m	950	796	740	686
Calcium	ppm	ASTM D5185m	1050	1318	1336	1396
Phosphorus	ppm	ASTM D5185m	995	1001	766	661
Zinc	ppm	ASTM D5185m	1180	1170	909	803
Sulfur	ppm	ASTM D5185m	2600	3241	2328	2080
Oxidation	Abs/.1mm	*ASTM D7414	>25	17.0	24.4	24.5
Base Number (BN)	mg KOH/g	ASTM D2896		6.8	5.4	6.6
Visc @ 100°C	cSt	ASTM D445	12.00	10.5	10.0	9.6

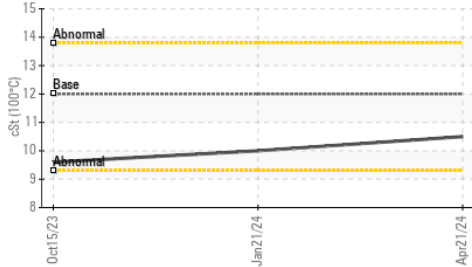
FT-IR (Direct Trend)



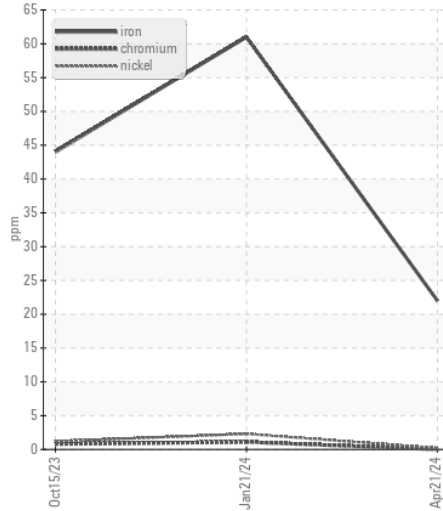
Base Number



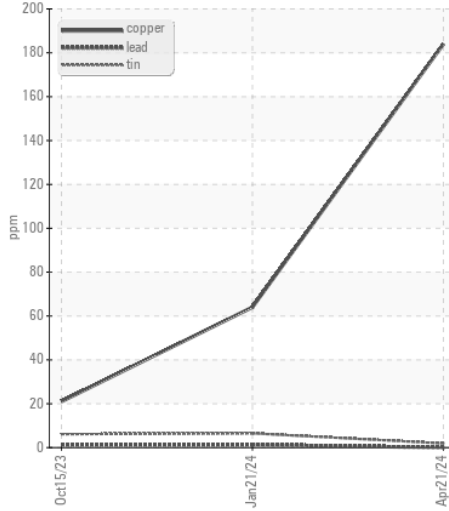
Viscosity @ 100°C



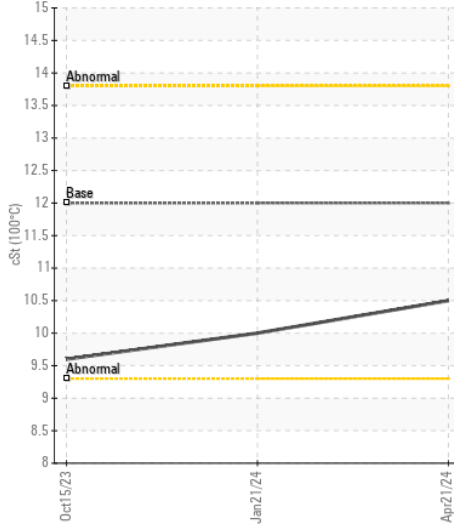
Ferrous Alloys



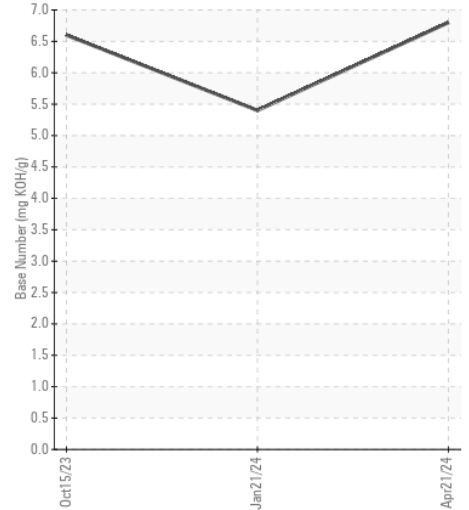
Non-ferrous Metals



Viscosity @ 100°C



Base Number



Certificate L2367

Laboratory : WearCheck USA - 501 Madison Ave., Cary, NC 27513
Sample No. : PCA0114789 **Received** : 10 May 2024
Lab Number : 06175293 **Tested** : 13 May 2024
Unique Number : 11021346 **Diagnosed** : 13 May 2024 - Wes Davis
Test Package : FLEET

PERDUE FARMS - SALISBURY
 7036 ZION CHURCH ROAD
 SALISBURY, MD
 US 21802
 Contact: RICHARD O'NEAL
 richard.oneal@perdue.com
 T: (410)543-3628
 F: (410)341-2164

To discuss this sample report, contact Customer Service at 1-800-237-1369.

* - Denotes test methods that are outside of the ISO 17025 scope of accreditation.

Statements of conformity to specifications are based on the simple acceptance decision rule (JCGM 106:2012)