



WEAR	<b>NORMAL</b>
CONTAMINATION	<b>NORMAL</b>
FLUID CONDITION	<b>NORMAL</b>



Machine Id  
**JOHN DEERE 410E-II 1DW410ELCMF712211**  
Component  
**Front Differential**  
Fluid  
**JOHN DEERE HY-GARD HYD/TRANS (--- GAL)**

### RECOMMENDATION

Resample at the next service interval to monitor.

Test	UOM	Method	Limit/Abn	Current	History1	History2
Sample Number		Client Info		<b>JR0179303</b>	JR0154288	JR0135621
Sample Date		Client Info		<b>08 May 2024</b>	28 Nov 2022	12 Jul 2022
Machine Age	hrs	Client Info		<b>1986</b>	1521	1097
Oil Age	hrs	Client Info		<b>0</b>	0	1097
Filter Age	hrs	Client Info		<b>0</b>	0	0
Oil Changed		Client Info		<b>Changed</b>	Not Changd	Not Changd
Filter Changed		Client Info		<b>Changed</b>	Not Changd	Changed
Sample Status				<b>NORMAL</b>	NORMAL	NORMAL

### WEAR

All component wear rates are normal.

PQ		ASTM D8184		<b>17</b>	12	28
Iron	ppm	ASTM D5185m	>500	<b>40</b>	31	31
Chromium	ppm	ASTM D5185m	>10	<b>&lt;1</b>	0	<1
Nickel	ppm	ASTM D5185m	>10	<b>0</b>	0	0
Titanium	ppm	ASTM D5185m		<b>&lt;1</b>	0	0
Silver	ppm	ASTM D5185m		<b>0</b>	0	<1
Aluminum	ppm	ASTM D5185m	>25	<b>2</b>	<1	2
Lead	ppm	ASTM D5185m	>25	<b>17</b>	10	8
Copper	ppm	ASTM D5185m	>100	<b>9</b>	5	7
Tin	ppm	ASTM D5185m	>10	<b>&lt;1</b>	0	<1
Vanadium	ppm	ASTM D5185m		<b>&lt;1</b>	0	0
White Metal	scalar	*Visual	NONE	<b>NONE</b>	NONE	NONE
Yellow Metal	scalar	*Visual	NONE	<b>NONE</b>	NONE	NONE

### CONTAMINATION

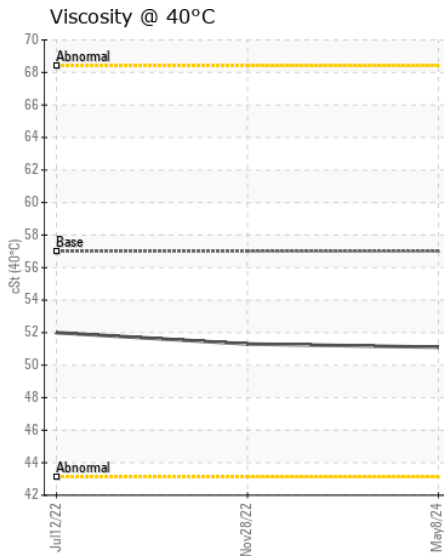
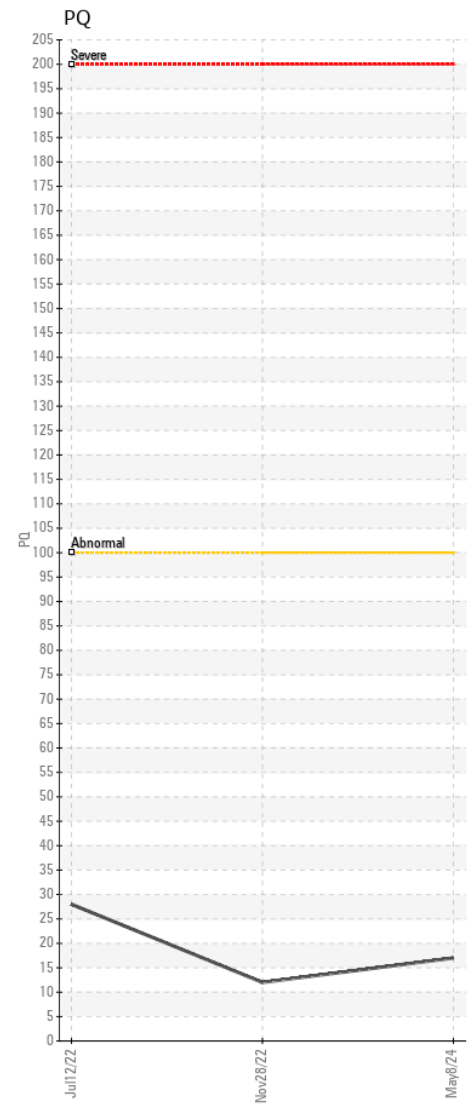
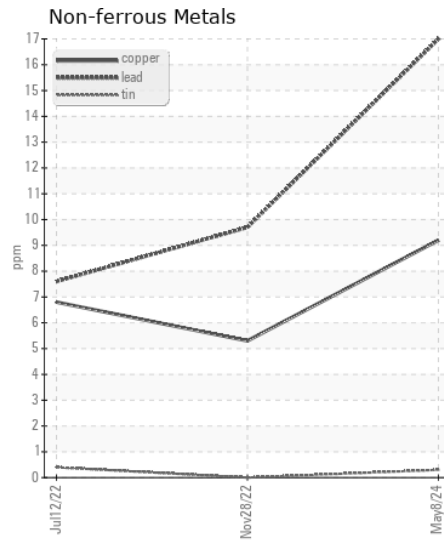
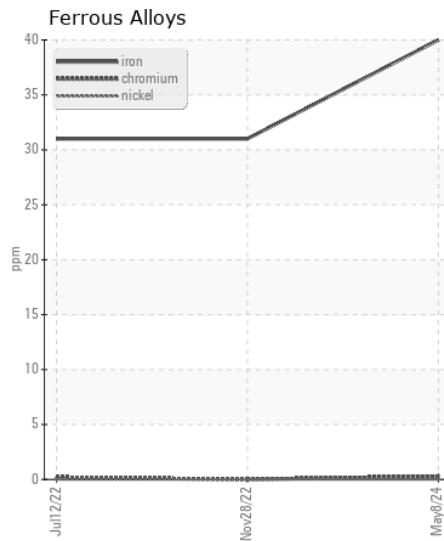
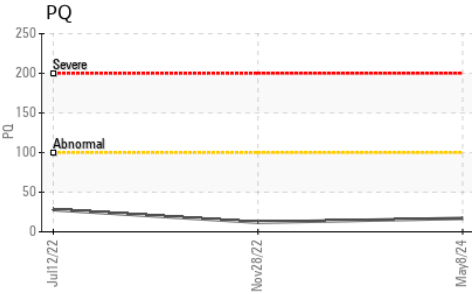
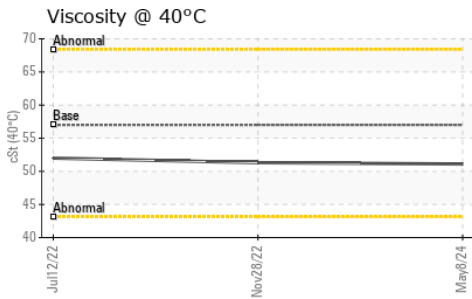
There is no indication of any contamination in the oil.

Silicon	ppm	ASTM D5185m	>75	<b>4</b>	3	4
Potassium	ppm	ASTM D5185m	>20	<b>4</b>	0	<1
Water		WC Method	>.2	<b>NEG</b>	NEG	NEG
Silt	scalar	*Visual	NONE	<b>NONE</b>	NONE	NONE
Debris	scalar	*Visual	NONE	<b>NONE</b>	NONE	NONE
Sand/Dirt	scalar	*Visual	NONE	<b>NONE</b>	NONE	NONE
Appearance	scalar	*Visual	NORML	<b>NORML</b>	NORML	NORML
Odor	scalar	*Visual	NORML	<b>NORML</b>	NORML	NORML
Emulsified Water	scalar	*Visual	>.2	<b>NEG</b>	NEG	NEG

### FLUID CONDITION

The condition of the oil is acceptable for the time in service.

Sodium	ppm	ASTM D5185m		<b>4</b>	0	5
Boron	ppm	ASTM D5185m	6	<b>&lt;1</b>	0	7
Barium	ppm	ASTM D5185m	0	<b>4</b>	4	5
Molybdenum	ppm	ASTM D5185m	0	<b>&lt;1</b>	0	<1
Manganese	ppm	ASTM D5185m		<b>1</b>	1	1
Magnesium	ppm	ASTM D5185m	145	<b>88</b>	83	92
Calcium	ppm	ASTM D5185m	3570	<b>3333</b>	3487	3480
Phosphorus	ppm	ASTM D5185m	1290	<b>1144</b>	984	992
Zinc	ppm	ASTM D5185m	1640	<b>1216</b>	1153	1251
Sulfur	ppm	ASTM D5185m		<b>3777</b>	3915	4181
Visc @ 40°C	cSt	ASTM D445	57.0	<b>51.1</b>	51.3	52.0



Certificate L2367

**Laboratory** : WearCheck USA - 501 Madison Ave., Cary, NC 27513  
**Sample No.** : JR0179303 **Received** : 10 May 2024  
**Lab Number** : 06175843 **Tested** : 13 May 2024  
**Unique Number** : 11021896 **Diagnosed** : 13 May 2024 - Wes Davis  
**Test Package** : CONST ( Additional Tests: PQ )

**JRE - ASHLAND**  
 11047 LEADBETTER RD  
 ASHLAND, VA  
 US 23005  
 Contact: DAVID ZIEG  
 dzieg@jamesriverequipment.com  
 T: (804)798-6001  
 F: (804)798-0292

To discuss this sample report, contact Customer Service at 1-800-237-1369.

\* - Denotes test methods that are outside of the ISO 17025 scope of accreditation.

Statements of conformity to specifications are based on the simple acceptance decision rule (JCGM 106:2012)