



# VOLVO

## OIL ANALYSIS REPORT

WEAR	<b>NORMAL</b>
CONTAMINATION	<b>NORMAL</b>
FLUID CONDITION	<b>NORMAL</b>



Area  
**[SWO-071765]**  
 Machine Id  
**VOLVO A45G 342546**  
 Component  
**Rear Axle**  
 Fluid  
**VOLVO PREMIUM GEAR OIL 85W-140 GL-5 (--- GAL)**

### RECOMMENDATION

Resample at the next service interval to monitor.

Test	UOM	Method	Limit/Abn	Current	History1	History2
Sample Number		Client Info		<b>VCP449654</b>	VCP429384	VCP417812
Sample Date		Client Info		<b>07 May 2024</b>	04 Oct 2023	19 Jun 2023
Machine Age	hrs	Client Info		<b>8542</b>	8046	7553
Oil Age	hrs	Client Info		<b>0</b>	0	0
Filter Age	hrs	Client Info		<b>0</b>	0	0
Oil Changed		Client Info		<b>Changed</b>	Not Changd	Not Changd
Filter Changed		Client Info		<b>Not Changed</b>	Not Changed	Not Changed
Sample Status				<b>NORMAL</b>	ATTENTION	ATTENTION

### WEAR

All component wear rates are normal.

Iron	ppm	ASTM D5185m	>900	<b>69</b>	54	64
Chromium	ppm	ASTM D5185m	>20	<b>1</b>	<1	1
Nickel	ppm	ASTM D5185m	>10	<b>&lt;1</b>	<1	0
Titanium	ppm	ASTM D5185m		<b>&lt;1</b>	0	<1
Silver	ppm	ASTM D5185m		<b>0</b>	0	0
Aluminum	ppm	ASTM D5185m	>30	<b>2</b>	0	3
Lead	ppm	ASTM D5185m	>50	<b>&lt;1</b>	0	0
Copper	ppm	ASTM D5185m	>150	<b>&lt;1</b>	<1	<1
Tin	ppm	ASTM D5185m	>20	<b>&lt;1</b>	0	0
Vanadium	ppm	ASTM D5185m		<b>&lt;1</b>	0	0
White Metal	scalar	*Visual	NONE	<b>NONE</b>	NONE	NONE
Yellow Metal	scalar	*Visual	NONE	<b>NONE</b>	NONE	NONE

### CONTAMINATION

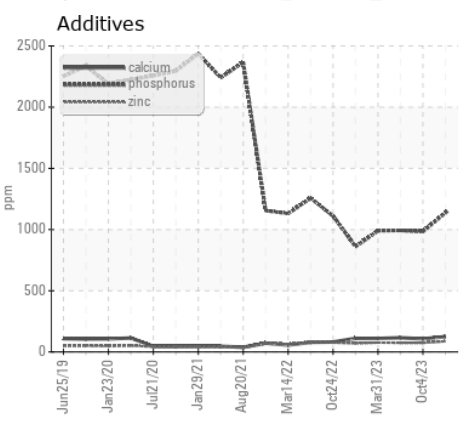
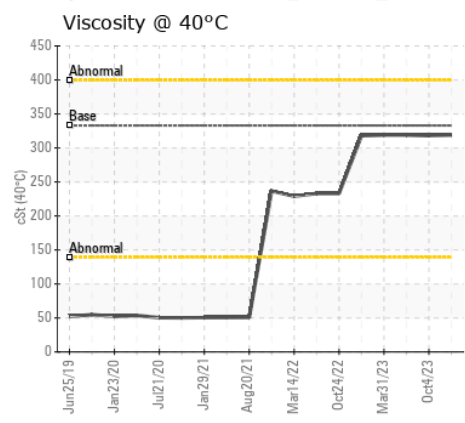
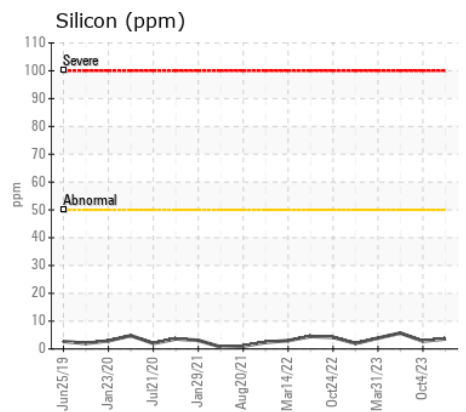
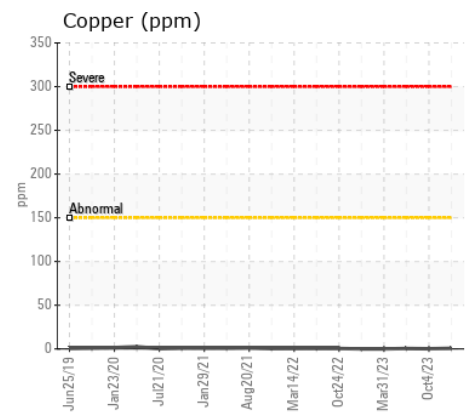
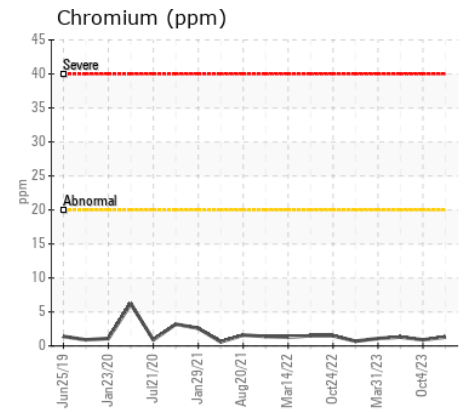
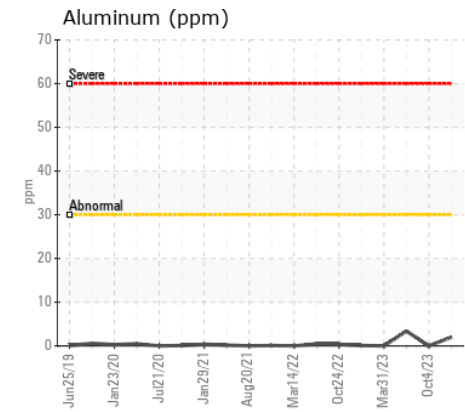
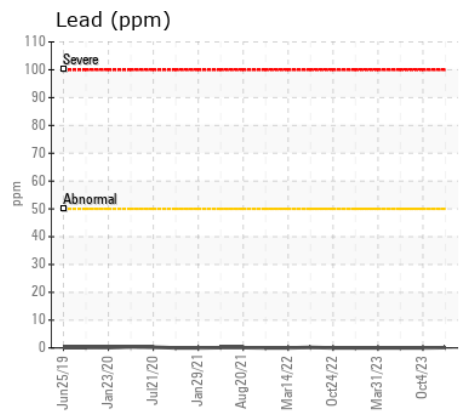
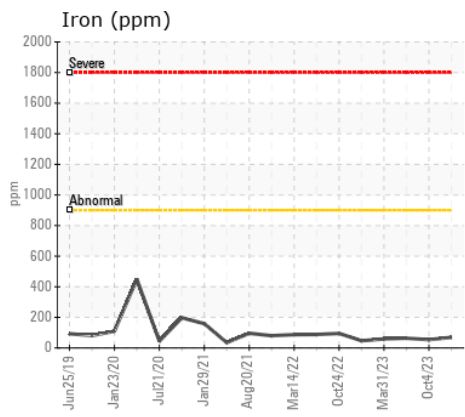
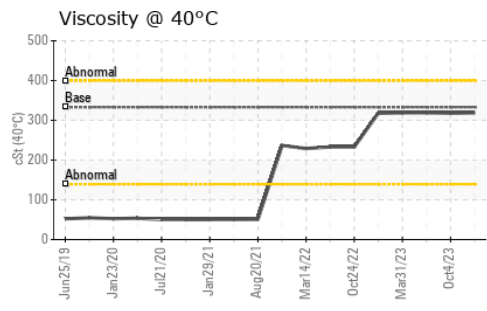
There is no indication of any contamination in the oil.

Silicon	ppm	ASTM D5185m	>50	<b>4</b>	3	6
Potassium	ppm	ASTM D5185m	>20	<b>2</b>	<1	<1
Water		WC Method	>0.2	<b>NEG</b>	NEG	NEG
Silt	scalar	*Visual	NONE	<b>NONE</b>	NONE	NONE
Debris	scalar	*Visual	NONE	<b>NONE</b>	NONE	NONE
Sand/Dirt	scalar	*Visual	NONE	<b>NONE</b>	NONE	NONE
Appearance	scalar	*Visual	NORML	<b>NORML</b>	NORML	NORML
Odor	scalar	*Visual	NORML	<b>NORML</b>	NORML	NORML
Emulsified Water	scalar	*Visual	>0.2	<b>NEG</b>	NEG	NEG

### FLUID CONDITION

The condition of the oil is acceptable for the time in service.

Sodium	ppm	ASTM D5185m		<b>0</b>	0	1
Boron	ppm	ASTM D5185m	111	<b>213</b>	163	187
Barium	ppm	ASTM D5185m	0.0	<b>1</b>	1	0
Molybdenum	ppm	ASTM D5185m	0.9	<b>3</b>	2	2
Manganese	ppm	ASTM D5185m	0.0	<b>2</b>	2	2
Magnesium	ppm	ASTM D5185m	39	<b>28</b>	25	30
Calcium	ppm	ASTM D5185m	93	<b>125</b>	107	116
Phosphorus	ppm	ASTM D5185m	920	<b>1137</b>	984	993
Zinc	ppm	ASTM D5185m	104	<b>87</b>	74	74
Sulfur	ppm	ASTM D5185m	20179	<b>24763</b>	20966	24299
Visc @ 40°C	cSt	ASTM D445	333	<b>319</b>	318	319



**Laboratory** : WearCheck USA - 501 Madison Ave., Cary, NC 27513  
**Sample No.** : VCP449654 **Received** : 10 May 2024  
**Lab Number** : 06175904 **Tested** : 13 May 2024  
**Unique Number** : 11021957 **Diagnosed** : 14 May 2024 - Sean Felton  
**Test Package** : MOB 1

**SAIIA CONSTRUCTION LLC**  
 4400 LEWISBURG RD  
 BIRMINGHAM, AL  
 US 35207  
 Contact: STEPHANI BRITTON  
 sbritton@saiia.com; doug.bogart@wearcheck.com  
 T: (205)943-2268  
 F: (205)943-2269

Certificate L2367  
 To discuss this sample report, contact Customer Service at 1-800-237-1369.  
 \* - Denotes test methods that are outside of the ISO 17025 scope of accreditation.  
 Statements of conformity to specifications are based on the simple acceptance decision rule (JCGM 106:2012)