



WEAR	NORMAL
CONTAMINATION	NORMAL
FLUID CONDITION	NORMAL

Area

GEORGE N

Machine Id

[GEORGE N] 003 571099-3

Component

Starboard Main Engine

Fluid

CHEVRON DELO 400 LE 15W40 (--- GAL)

RECOMMENDATION

Resample at the next service interval to monitor.

Test	UOM	Method	Limit/Abn	Current	History1	History2
Sample Number		Client Info		MW0068096	MW0068001	MW0043393
Sample Date		Client Info		01 May 2024	10 Apr 2024	03 Mar 2024
Machine Age	hrs	Client Info		24455	23980	23138
Oil Age	hrs	Client Info		75	310	219
Filter Age	hrs	Client Info		75	1060	219
Oil Changed		Client Info		Changed	Not Changd	Not Changd
Filter Changed		Client Info		N/A	Not Changd	Not Changd
Sample Status				NORMAL	NORMAL	NORMAL

WEAR

All component wear rates are normal.

Iron	ppm	ASTM D5185m	>75	4	4	2
Chromium	ppm	ASTM D5185m	>8	0	<1	<1
Nickel	ppm	ASTM D5185m	>2	0	<1	0
Titanium	ppm	ASTM D5185m	>3	0	<1	0
Silver	ppm	ASTM D5185m	>2	0	0	0
Aluminum	ppm	ASTM D5185m	>15	2	3	3
Lead	ppm	ASTM D5185m	>18	2	2	<1
Copper	ppm	ASTM D5185m	>80	<1	2	<1
Tin	ppm	ASTM D5185m	>14	0	<1	0
Vanadium	ppm	ASTM D5185m		0	<1	0
White Metal	scalar	*Visual	NONE	NONE	NONE	NONE
Yellow Metal	scalar	*Visual	NONE	NONE	NONE	NONE

CONTAMINATION

There is no indication of any contamination in the oil.

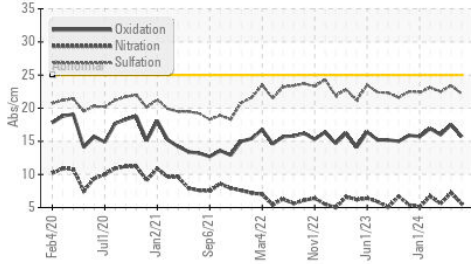
Silicon	ppm	ASTM D5185m	>20	5	7	5
Potassium	ppm	ASTM D5185m	>20	1	2	0
Fuel		WC Method	>4.0	<1.0	<1.0	<1.0
Water		WC Method	>0.1	NEG	NEG	NEG
Glycol		WC Method		NEG	NEG	NEG
Soot %	%	*ASTM D7844		0.1	0.1	0.1
Nitration	Abs/cm	*ASTM D7624	>20	5.6	7.2	5.6
Sulfation	Abs/.1mm	*ASTM D7415	>30	22.2	23.4	22.5
Silt	scalar	*Visual	NONE	NONE	NONE	NONE
Debris	scalar	*Visual	NONE	NONE	NONE	NONE
Sand/Dirt	scalar	*Visual	NONE	NONE	NONE	NONE
Appearance	scalar	*Visual	NORML	NORML	NORML	NORML
Odor	scalar	*Visual	NORML	NORML	NORML	NORML
Emulsified Water	scalar	*Visual	>0.1	NEG	NEG	NEG

FLUID CONDITION

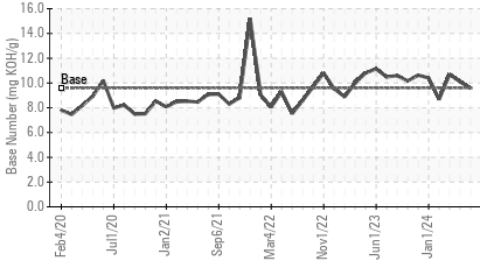
The BN result indicates that there is suitable alkalinity remaining in the oil. The condition of the oil is suitable for further service.

Sodium	ppm	ASTM D5185m	>75	<1	0	<1
Boron	ppm	ASTM D5185m		437	400	371
Barium	ppm	ASTM D5185m		<1	0	0
Molybdenum	ppm	ASTM D5185m		124	141	124
Manganese	ppm	ASTM D5185m		<1	1	<1
Magnesium	ppm	ASTM D5185m		669	701	638
Calcium	ppm	ASTM D5185m		1668	1733	1496
Phosphorus	ppm	ASTM D5185m	1200	843	790	647
Zinc	ppm	ASTM D5185m	1300	1019	910	780
Sulfur	ppm	ASTM D5185m	3200	3364	3020	2246
Oxidation	Abs/.1mm	*ASTM D7414	>25	15.7	17.5	16.0
Base Number (BN)	mg KOH/g	ASTM D2896	9.6	9.58	10.09	10.70
Visc @ 100°C	cSt	ASTM D445	15.7	13.4	12.9	13.2

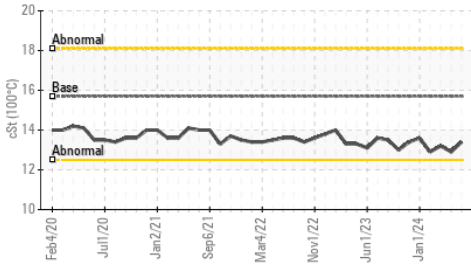
FT-IR (Direct Trend)



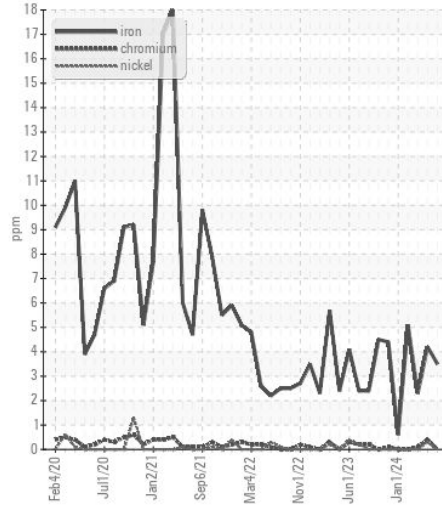
Base Number



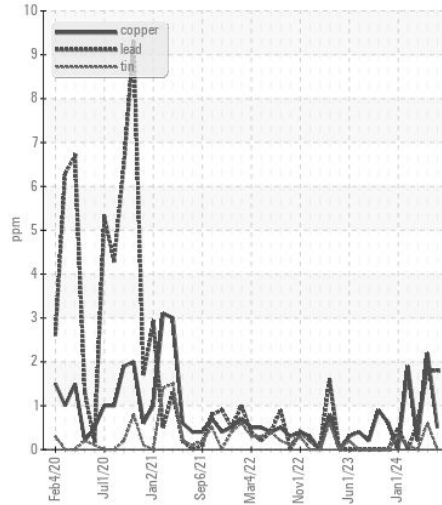
Viscosity @ 100°C



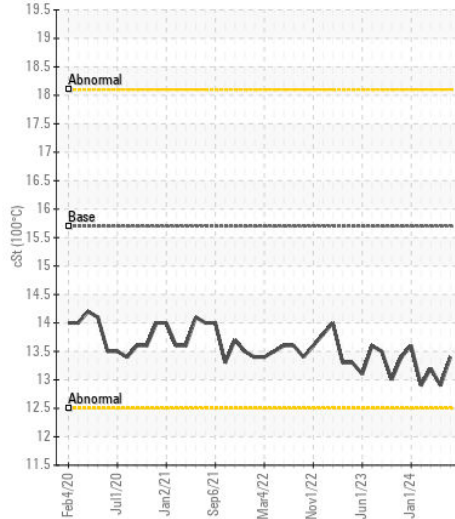
Ferrous Alloys



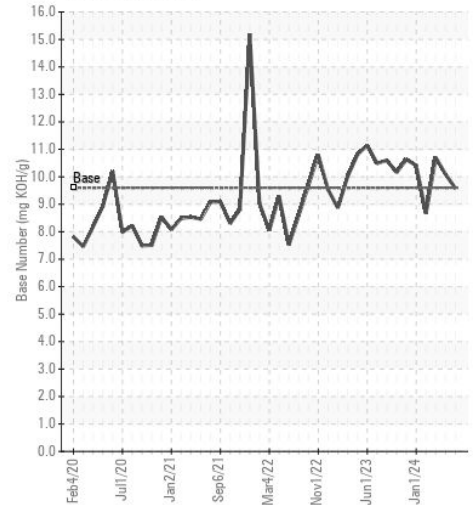
Non-ferrous Metals



Viscosity @ 100°C



Base Number



Certificate L2367

Laboratory : WearCheck USA - 501 Madison Ave., Cary, NC 27513

Sample No. : MW0068096

Lab Number : 06176258

Unique Number : 11022311

Test Package : MAR 2

Received : 10 May 2024

Tested : 13 May 2024

Diagnosed : 13 May 2024 - Wes Davis

INGRAM BARGE

900 S 3RD ST

PADUCAH, KY

US 42003

Contact: ANTHONY VAN CURA

anthony.vancura@ingrambarga.com

T: (270)415-4467

F: (615)695-3697

To discuss this sample report, contact Customer Service at 1-800-237-1369.

* - Denotes test methods that are outside of the ISO 17025 scope of accreditation.

Statements of conformity to specifications are based on the simple acceptance decision rule (JCGM 106:2012)