



WEAR	NORMAL
CONTAMINATION	NORMAL
FLUID CONDITION	NORMAL

Area

A J MORRIS

Machine Id

[A J MORRIS] 001 550220-1

Component

Port Main Engine

Fluid

CHEVRON DELO 400 LE 15W40 (--- GAL)

RECOMMENDATION

Resample at the next service interval to monitor.

Test	UOM	Method	Limit/Abn	Current	History1	History2
Sample Number		Client Info		MW0066131	MW0062840	MW0064574
Sample Date		Client Info		01 May 2024	11 Apr 2024	01 Mar 2024
Machine Age	hrs	Client Info		41421	40965	40809
Oil Age	hrs	Client Info		252	850	192
Filter Age	hrs	Client Info		252	850	192
Oil Changed		Client Info		Not Changd	Changed	Not Changd
Filter Changed		Client Info		Not Changd	Changed	Not Changd
Sample Status				NORMAL	NORMAL	NORMAL

WEAR

All component wear rates are normal.

Iron	ppm	ASTM D5185m	>75	5	6	3
Chromium	ppm	ASTM D5185m	>8	0	<1	0
Nickel	ppm	ASTM D5185m	>2	0	<1	0
Titanium	ppm	ASTM D5185m	>3	0	<1	0
Silver	ppm	ASTM D5185m	>2	0	0	0
Aluminum	ppm	ASTM D5185m	>15	2	3	2
Lead	ppm	ASTM D5185m	>18	5	3	2
Copper	ppm	ASTM D5185m	>80	35	10	9
Tin	ppm	ASTM D5185m	>14	0	<1	0
Vanadium	ppm	ASTM D5185m		0	<1	0
White Metal	scalar	*Visual	NONE	NONE	NONE	NONE
Yellow Metal	scalar	*Visual	NONE	NONE	NONE	NONE

CONTAMINATION

There is no indication of any contamination in the oil.

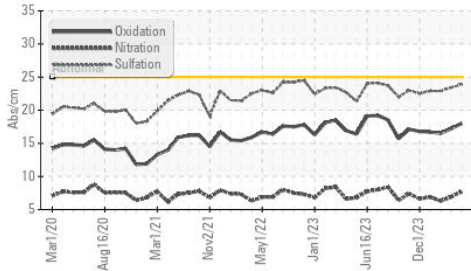
Silicon	ppm	ASTM D5185m	>20	6	7	5
Potassium	ppm	ASTM D5185m	>20	1	2	0
Fuel		WC Method	>4.0	<1.0	<1.0	<1.0
Water		WC Method	>0.1	NEG	NEG	NEG
Glycol		WC Method		NEG	NEG	NEG
Soot %	%	*ASTM D7844		0.1	0.1	0.1
Nitration	Abs/cm	*ASTM D7624	>20	7.7	6.9	6.3
Sulfation	Abs/.1mm	*ASTM D7415	>30	23.9	23.4	22.9
Silt	scalar	*Visual	NONE	NONE	NONE	NONE
Debris	scalar	*Visual	NONE	NONE	NONE	NONE
Sand/Dirt	scalar	*Visual	NONE	NONE	NONE	NONE
Appearance	scalar	*Visual	NORML	NORML	NORML	NORML
Odor	scalar	*Visual	NORML	NORML	NORML	NORML
Emulsified Water	scalar	*Visual	>0.1	NEG	NEG	NEG

FLUID CONDITION

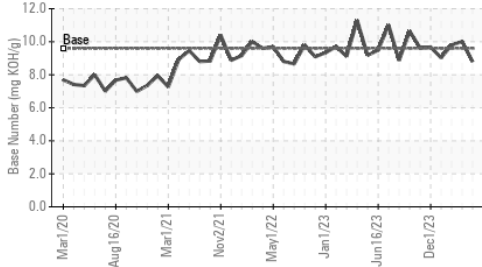
The BN result indicates that there is suitable alkalinity remaining in the oil. The condition of the oil is suitable for further service.

Sodium	ppm	ASTM D5185m	>75	1	0	<1
Boron	ppm	ASTM D5185m		364	405	332
Barium	ppm	ASTM D5185m		<1	2	0
Molybdenum	ppm	ASTM D5185m		129	128	125
Manganese	ppm	ASTM D5185m		1	1	<1
Magnesium	ppm	ASTM D5185m		688	625	668
Calcium	ppm	ASTM D5185m		1726	1553	1726
Phosphorus	ppm	ASTM D5185m	1200	719	687	709
Zinc	ppm	ASTM D5185m	1300	891	797	846
Sulfur	ppm	ASTM D5185m	3200	3024	2742	2672
Oxidation	Abs/.1mm	*ASTM D7414	>25	18.0	17.2	16.5
Base Number (BN)	mg KOH/g	ASTM D2896	9.6	8.79	10.01	9.80
Visc @ 100°C	cSt	ASTM D445	15.7	13.1	13.1	13.3

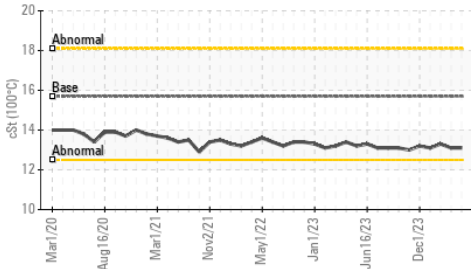
FT-IR (Direct Trend)



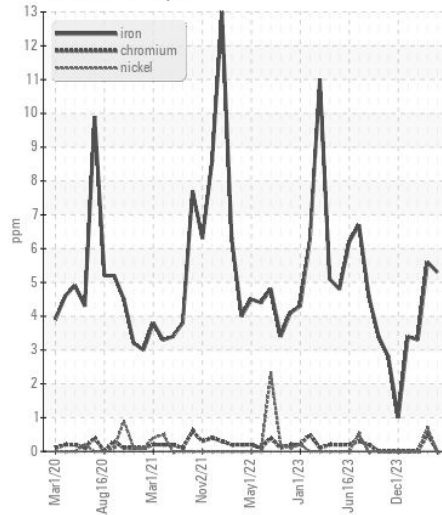
Base Number



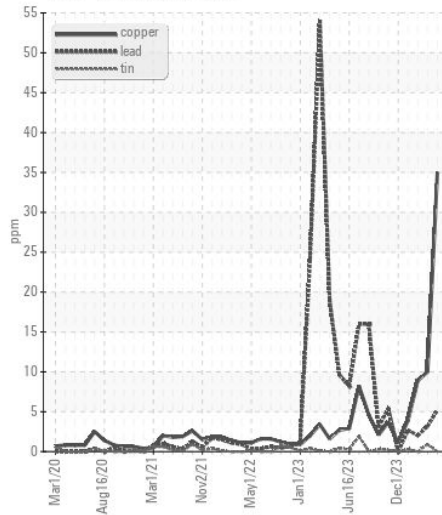
Viscosity @ 100°C



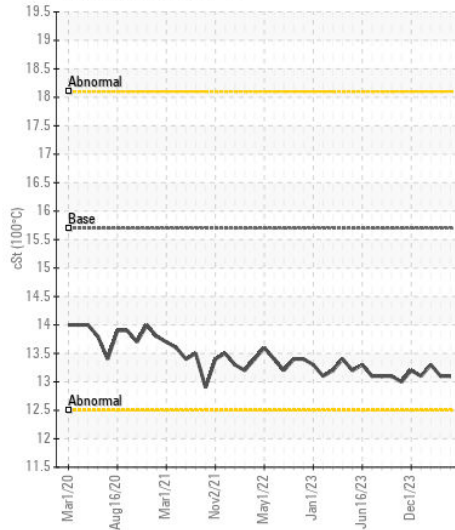
Ferrous Alloys



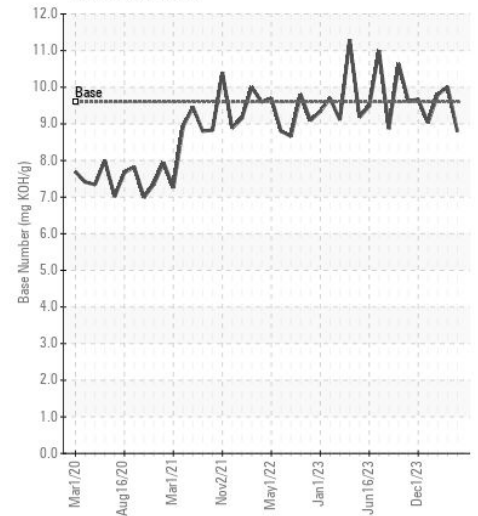
Non-ferrous Metals



Viscosity @ 100°C



Base Number



Certificate L2367

Laboratory : WearCheck USA - 501 Madison Ave., Cary, NC 27513
Sample No. : MW0066131 **Received** : 10 May 2024
Lab Number : 06176259 **Tested** : 13 May 2024
Unique Number : 11022312 **Diagnosed** : 13 May 2024 - Wes Davis
Test Package : MAR 2

INGRAM BARGE
 900 S 3RD ST
 PADUCAH, KY
 US 42003
 Contact: MVJPA
 mvjpa@ingrambargo.com
 T:
 F: (615)695-3697

To discuss this sample report, contact Customer Service at 1-800-237-1369.

* - Denotes test methods that are outside of the ISO 17025 scope of accreditation.

Statements of conformity to specifications are based on the simple acceptance decision rule (JCGM 106:2012)