



WEAR	NORMAL
CONTAMINATION	NORMAL
FLUID CONDITION	NORMAL

Area
E BRONSON INGRAM
Machine Id
[E BRONSON INGRAM] 003 571430-3
Component
Starboard Main Engine
Fluid
CHEVRON DELO 710 LS (380 GAL)

RECOMMENDATION

Resample at the next service interval to monitor.

Test	UOM	Method	Limit/Abn	Current	History1	History2
Sample Number		Client Info		MW06176272	MW0062911	MW0062924
Sample Date		Client Info		01 May 2024	01 Apr 2024	01 Mar 2024
Machine Age	hrs	Client Info		29711	29000	28274
Oil Age	hrs	Client Info		0	29000	305
Filter Age	hrs	Client Info		0	23	0
Oil Changed		Client Info		N/A	Changed	N/A
Filter Changed		Client Info		N/A	Changed	N/A
Sample Status				NORMAL	NORMAL	NORMAL

WEAR

All component wear rates are normal.

Iron	ppm	ASTM D5185m	>75	10	10	9
Chromium	ppm	ASTM D5185m	>8	2	2	1
Nickel	ppm	ASTM D5185m	>2	0	<1	0
Titanium	ppm	ASTM D5185m	>3	0	<1	0
Silver	ppm	ASTM D5185m	>2	0	0	0
Aluminum	ppm	ASTM D5185m	>15	1	2	1
Lead	ppm	ASTM D5185m	>18	3	4	2
Copper	ppm	ASTM D5185m	>80	12	17	13
Tin	ppm	ASTM D5185m	>14	2	3	2
Vanadium	ppm	ASTM D5185m		0	<1	0
White Metal	scalar	*Visual	NONE	NONE	LIGHT	NONE
Yellow Metal	scalar	*Visual	NONE	NONE	NONE	NONE

CONTAMINATION

There is no indication of any contamination in the oil.

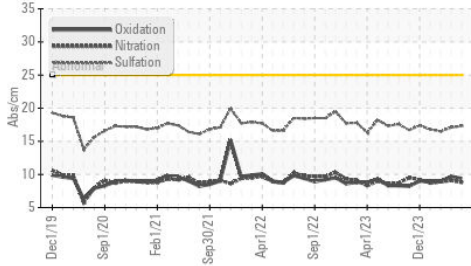
Silicon	ppm	ASTM D5185m	>20	3	4	3
Potassium	ppm	ASTM D5185m	>20	1	3	0
Fuel		WC Method	>4.0	<1.0	<1.0	<1.0
Water		WC Method	>0.1	NEG	NEG	NEG
Glycol		WC Method		NEG	NEG	NEG
Soot %	%	*ASTM D7844	>3	0.5	0.6	0.7
Nitration	Abs/cm	*ASTM D7624	>20	8.8	9.1	8.9
Sulfation	Abs/.1mm	*ASTM D7415	>30	17.3	17.1	16.5
Silt	scalar	*Visual	NONE	NONE	NONE	NONE
Debris	scalar	*Visual	NONE	NONE	NONE	NONE
Sand/Dirt	scalar	*Visual	NONE	NONE	NONE	NONE
Appearance	scalar	*Visual	NORML	NORML	NORML	NORML
Odor	scalar	*Visual	NORML	NORML	NORML	NORML
Emulsified Water	scalar	*Visual	>0.1	NEG	NEG	NEG

FLUID CONDITION

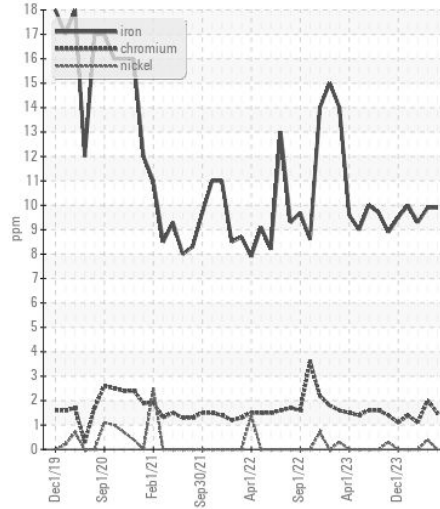
The BN result indicates that there is suitable alkalinity remaining in the oil. The condition of the oil is suitable for further service.

Sodium	ppm	ASTM D5185m	>75	2	<1	1
Boron	ppm	ASTM D5185m		43	45	40
Barium	ppm	ASTM D5185m		<1	0	0
Molybdenum	ppm	ASTM D5185m		47	51	44
Manganese	ppm	ASTM D5185m		2	1	<1
Magnesium	ppm	ASTM D5185m		15	37	27
Calcium	ppm	ASTM D5185m		3634	3877	3409
Phosphorus	ppm	ASTM D5185m		2	32	14
Zinc	ppm	ASTM D5185m		16	27	11
Sulfur	ppm	ASTM D5185m		2662	2839	2459
Oxidation	Abs/.1mm	*ASTM D7414	>25	9.4	9.7	9.0
Base Number (BN)	mg KOH/g	ASTM D2896	10.5	8.72	9.44	9.91
Visc @ 100°C	cSt	ASTM D445	15.5	15.1	15.2	15.2

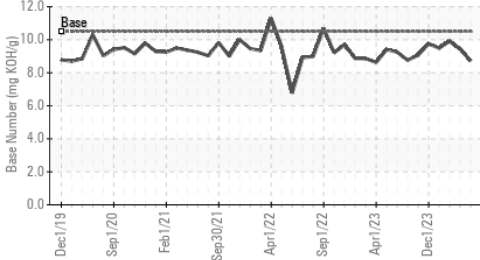
FT-IR (Direct Trend)



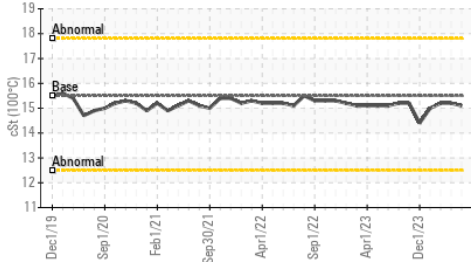
Ferrous Alloys



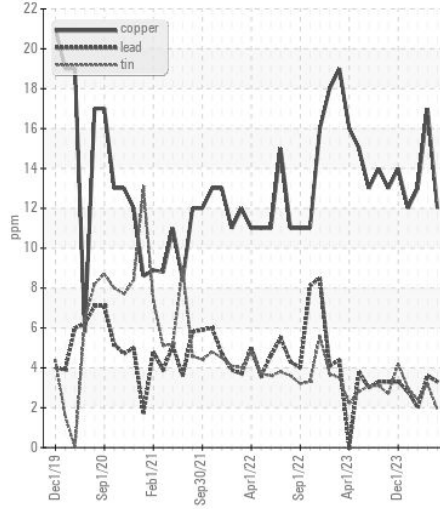
Base Number



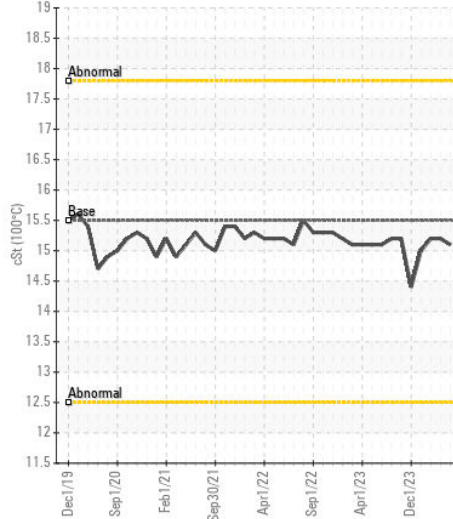
Viscosity @ 100°C



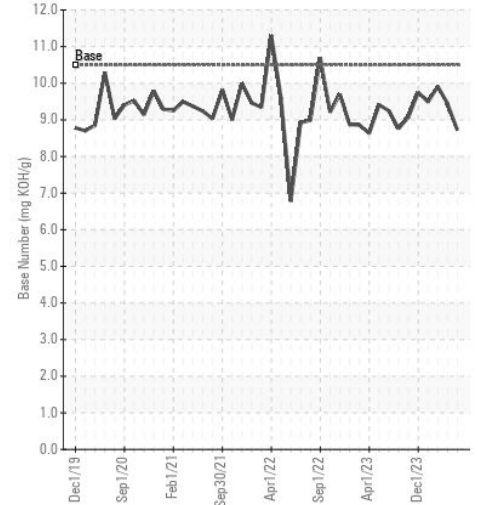
Non-ferrous Metals



Viscosity @ 100°C



Base Number



Certificate L2367

Laboratory : WearCheck USA - 501 Madison Ave., Cary, NC 27513

Sample No. : MW06176272

Lab Number : 06176272

Unique Number : 11022325

Test Package : MAR 2

Received : 10 May 2024

Tested : 13 May 2024

Diagnosed : 13 May 2024 - Wes Davis

INGRAM BARGE

900 S 3RD ST

PADUCAH, KY

US 42003

Contact: ANTHONY VAN CURA

anthony.vancura@ingrambarga.com

T: (270)415-4467

F: (615)695-3697

To discuss this sample report, contact Customer Service at 1-800-237-1369.

* - Denotes test methods that are outside of the ISO 17025 scope of accreditation.

Statements of conformity to specifications are based on the simple acceptance decision rule (JCGM 106:2012)