



WEAR	NORMAL
CONTAMINATION	NORMAL
FLUID CONDITION	NORMAL

Area

EVEY T

Machine Id

[EVEY T] 008 558474-8

Component

Starboard Genset

Fluid

CHEVRON DELO 400 XLE 15W40 (--- GAL)

RECOMMENDATION

Resample at the next service interval to monitor.

Test	UOM	Method	Limit/Abn	Current	History1	History2
Sample Number		Client Info		MW0068553	MW0063250	MW0063246
Sample Date		Client Info		29 Apr 2024	20 Mar 2024	18 Feb 2024
Machine Age	hrs	Client Info		11227	10553	10190
Oil Age	hrs	Client Info		360	363	406
Filter Age	hrs	Client Info		360	363	406
Oil Changed		Client Info		Changed	Not Changd	Not Changd
Filter Changed		Client Info		Changed	Not Changd	Not Changd
Sample Status				NORMAL	NORMAL	NORMAL

WEAR

All component wear rates are normal.

Iron	ppm	ASTM D5185m	>50	6	8	4
Chromium	ppm	ASTM D5185m	>4	<1	<1	0
Nickel	ppm	ASTM D5185m	>2	<1	<1	0
Titanium	ppm	ASTM D5185m		<1	1	<1
Silver	ppm	ASTM D5185m	>5	0	0	0
Aluminum	ppm	ASTM D5185m	>12	5	3	3
Lead	ppm	ASTM D5185m	>17	<1	<1	0
Copper	ppm	ASTM D5185m	>70	<1	2	0
Tin	ppm	ASTM D5185m	>15	<1	<1	0
Vanadium	ppm	ASTM D5185m		<1	<1	0
White Metal	scalar	*Visual	NONE	NONE	NONE	NONE
Yellow Metal	scalar	*Visual	NONE	NONE	NONE	NONE

CONTAMINATION

There is no indication of any contamination in the oil.

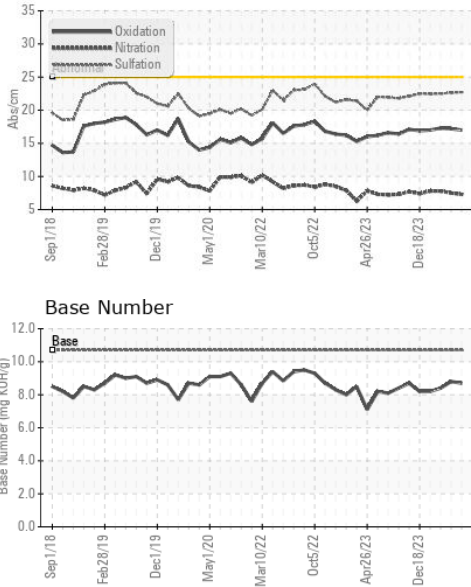
Silicon	ppm	ASTM D5185m	>25	6	8	10
Potassium	ppm	ASTM D5185m	>20	2	4	0
Fuel		WC Method	>4.0	<1.0	<1.0	<1.0
Water		WC Method	>0.1	NEG	NEG	NEG
Glycol		WC Method		NEG	NEG	NEG
Soot %	%	*ASTM D7844		0.1	0.1	0.1
Nitration	Abs/cm	*ASTM D7624	>20	7.3	7.5	7.8
Sulfation	Abs/.1mm	*ASTM D7415	>30	22.7	22.6	22.5
Silt	scalar	*Visual	NONE	NONE	NONE	NONE
Debris	scalar	*Visual	NONE	NONE	NONE	NONE
Sand/Dirt	scalar	*Visual	NONE	NONE	NONE	NONE
Appearance	scalar	*Visual	NORML	NORML	NORML	NORML
Odor	scalar	*Visual	NORML	NORML	NORML	NORML
Emulsified Water	scalar	*Visual	>0.1	NEG	NEG	NEG

FLUID CONDITION

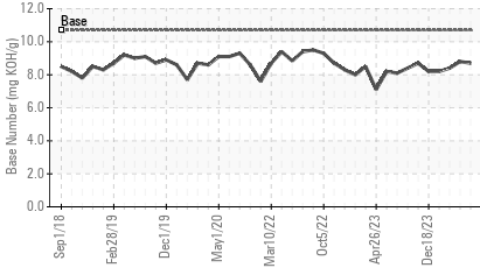
The BN result indicates that there is suitable alkalinity remaining in the oil. The condition of the oil is suitable for further service.

Sodium	ppm	ASTM D5185m		<1	0	<1
Boron	ppm	ASTM D5185m		378	325	295
Barium	ppm	ASTM D5185m		2	<1	0
Molybdenum	ppm	ASTM D5185m		139	121	117
Manganese	ppm	ASTM D5185m		3	2	3
Magnesium	ppm	ASTM D5185m		685	616	673
Calcium	ppm	ASTM D5185m		1622	1508	1522
Phosphorus	ppm	ASTM D5185m	760	791	687	688
Zinc	ppm	ASTM D5185m	830	873	789	811
Sulfur	ppm	ASTM D5185m	2770	3019	2491	2513
Oxidation	Abs/.1mm	*ASTM D7414	>25	17.0	17.2	17.3
Base Number (BN)	mg KOH/g	ASTM D2896	10.7	8.7	8.8	8.4
Visc @ 100°C	cSt	ASTM D445	14.9	12.3	12.1	12.3

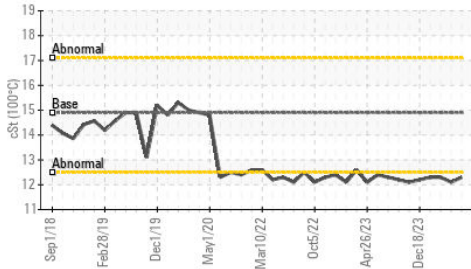
FT-IR (Direct Trend)



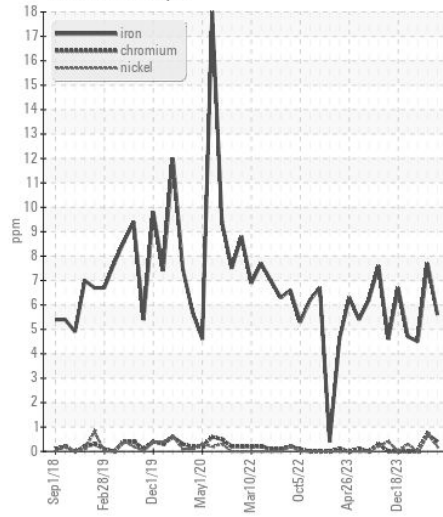
Base Number



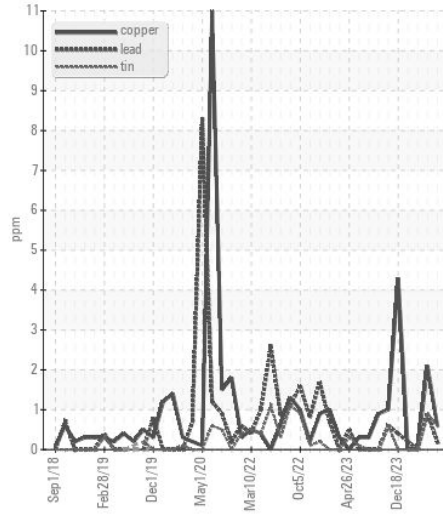
Viscosity @ 100°C



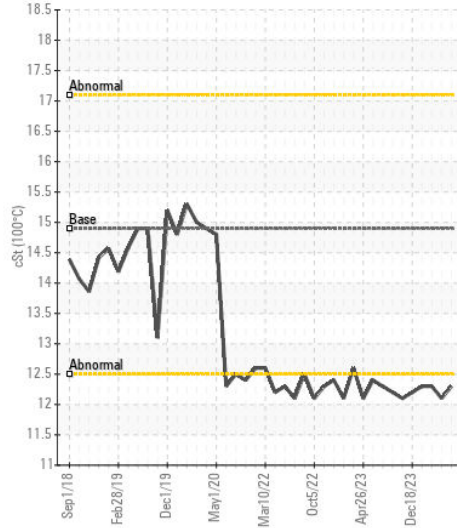
Ferrous Alloys



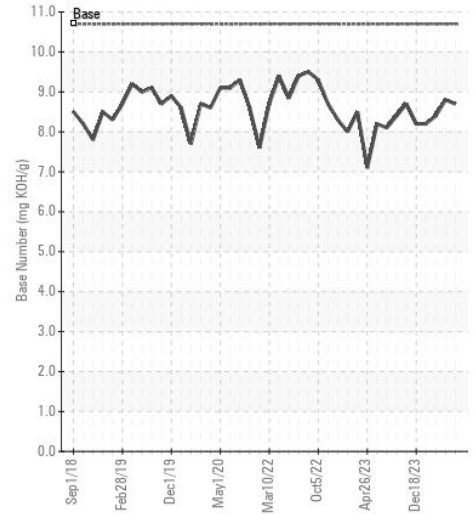
Non-ferrous Metals



Viscosity @ 100°C



Base Number



Certificate L2367

Laboratory : WearCheck USA - 501 Madison Ave., Cary, NC 27513

Sample No. : MW0068553

Lab Number : 06176597

Unique Number : 11022650

Test Package : MAR 2

Received : 10 May 2024

Tested : 13 May 2024

Diagnosed : 13 May 2024 - Wes Davis

INGRAM BARGE

900 S 3RD ST

PADUCAH, KY

US 42003

Contact: JUSTIN WHEELER

justin.wheeler@ingrambarga.com

T:

F: (615)695-3697

To discuss this sample report, contact Customer Service at 1-800-237-1369.

* - Denotes test methods that are outside of the ISO 17025 scope of accreditation.

Statements of conformity to specifications are based on the simple acceptance decision rule (JCGM 106:2012)