



WEAR	NORMAL
CONTAMINATION	NORMAL
FLUID CONDITION	NORMAL

Area
LB EDGIN
Machine Id
[LB EDGIN] 007 601230-7
Component
Port Genset
Fluid
CHEVRON DELO 400 XLE 15W40 (--- GAL)

RECOMMENDATION

Resample at the next service interval to monitor.

Test	UOM	Method	Limit/Abn	Current	History1	History2
Sample Number		Client Info		MW0055214	MW0054727	MW0055353
Sample Date		Client Info		05 May 2024	01 Nov 2023	01 Nov 2023
Machine Age	hrs	Client Info		4488	35841	44890
Oil Age	hrs	Client Info		288	0	60
Filter Age	hrs	Client Info		288	0	60
Oil Changed		Client Info		Not Chngd	N/A	Changed
Filter Changed		Client Info		Not Chngd	N/A	Changed
Sample Status				NORMAL	NORMAL	NORMAL

WEAR

All component wear rates are normal.

Iron	ppm	ASTM D5185m	>50	7	2	6
Chromium	ppm	ASTM D5185m	>4	<1	0	<1
Nickel	ppm	ASTM D5185m	>2	<1	0	0
Titanium	ppm	ASTM D5185m		<1	0	0
Silver	ppm	ASTM D5185m	>5	1	0	0
Aluminum	ppm	ASTM D5185m	>12	3	2	4
Lead	ppm	ASTM D5185m	>17	<1	0	0
Copper	ppm	ASTM D5185m	>70	1	0	<1
Tin	ppm	ASTM D5185m	>15	<1	<1	0
Vanadium	ppm	ASTM D5185m		<1	0	0
White Metal	scalar	*Visual	NONE	NONE	NONE	NONE
Yellow Metal	scalar	*Visual	NONE	NONE	NONE	NONE

CONTAMINATION

There is no indication of any contamination in the oil.

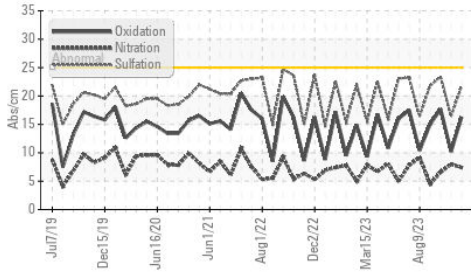
Silicon	ppm	ASTM D5185m	>25	13	3	17
Potassium	ppm	ASTM D5185m	>20	3	0	2
Fuel		WC Method	>4.0	<1.0	<1.0	<1.0
Water		WC Method	>0.1	NEG	NEG	NEG
Glycol		WC Method		NEG	NEG	NEG
Soot %	%	*ASTM D7844		0.2	0.2	0.1
Nitration	Abs/cm	*ASTM D7624	>20	7.4	8.0	6.6
Sulfation	Abs/.1mm	*ASTM D7415	>30	21.7	16.4	23.4
Silt	scalar	*Visual	NONE	NONE	NONE	NONE
Debris	scalar	*Visual	NONE	NONE	NONE	NONE
Sand/Dirt	scalar	*Visual	NONE	NONE	NONE	NONE
Appearance	scalar	*Visual	NORML	NORML	NORML	NORML
Odor	scalar	*Visual	NORML	NORML	NORML	NORML
Emulsified Water	scalar	*Visual	>0.1	NEG	NEG	NEG

FLUID CONDITION

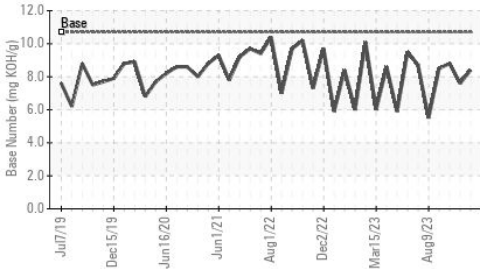
The BN result indicates that there is suitable alkalinity remaining in the oil. The condition of the oil is suitable for further service.

Sodium	ppm	ASTM D5185m		<1	<1	<1
Boron	ppm	ASTM D5185m		318	29	428
Barium	ppm	ASTM D5185m		0	0	<1
Molybdenum	ppm	ASTM D5185m		102	28	154
Manganese	ppm	ASTM D5185m		1	0	<1
Magnesium	ppm	ASTM D5185m		481	23	778
Calcium	ppm	ASTM D5185m		1641	3106	1731
Phosphorus	ppm	ASTM D5185m	760	671	16	767
Zinc	ppm	ASTM D5185m	830	805	8	992
Sulfur	ppm	ASTM D5185m	2770	2695	2824	3188
Oxidation	Abs/.1mm	*ASTM D7414	>25	16.3	10.2	17.7
Base Number (BN)	mg KOH/g	ASTM D2896	10.7	8.4	7.6	8.8
Visc @ 100°C	cSt	ASTM D445	14.9	13.4	14.4	13.2

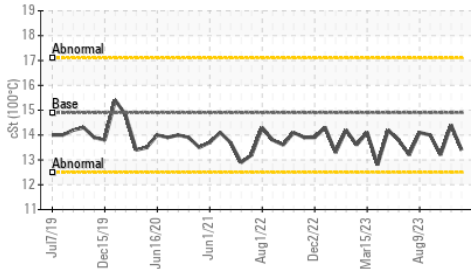
FT-IR (Direct Trend)



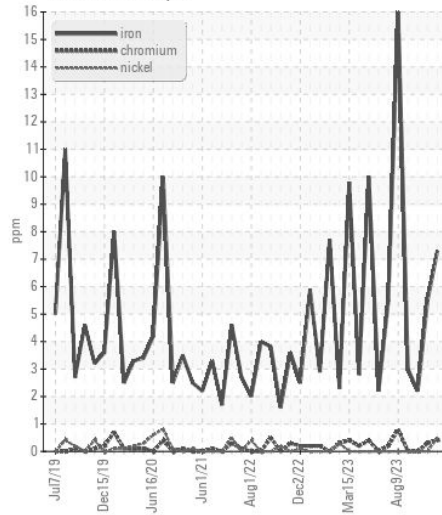
Base Number



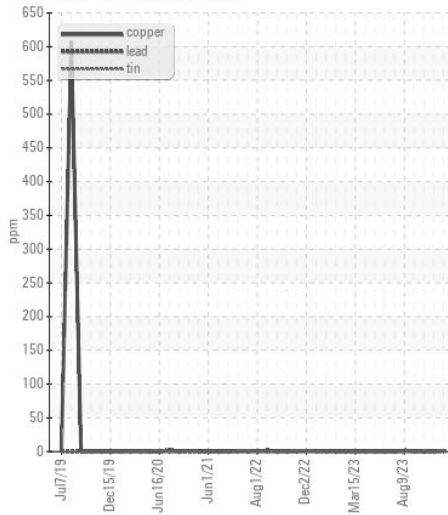
Viscosity @ 100°C



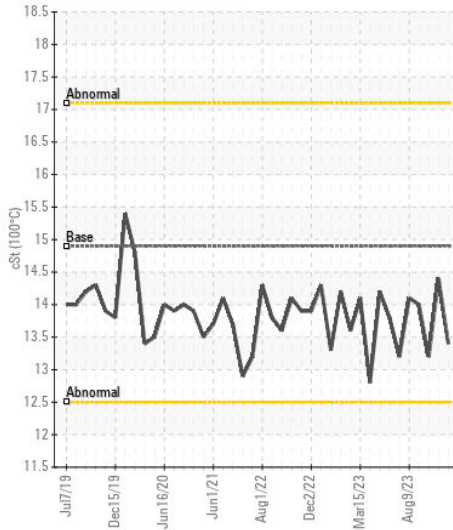
Ferrous Alloys



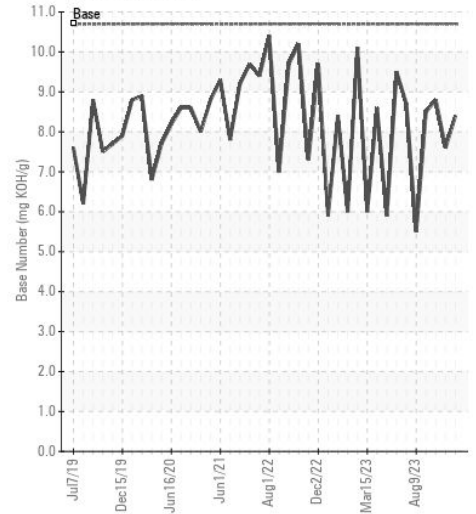
Non-ferrous Metals



Viscosity @ 100°C



Base Number



Certificate L2367

Laboratory : WearCheck USA - 501 Madison Ave., Cary, NC 27513
Sample No. : MW0055214
Lab Number : 06176614
Unique Number : 11022667
Test Package : MAR 2
Received : 10 May 2024
Tested : 16 May 2024
Diagnosed : 16 May 2024 - Wes Davis

INGRAM BARGE
 900 S 3RD ST
 PADUCAH, KY
 US 42003

Contact: JOHNNY HINES
 johnny.hines@ingrambarga.com
 T: (270)415-4467
 F: (615)695-3697

To discuss this sample report, contact Customer Service at 1-800-237-1369.

* - Denotes test methods that are outside of the ISO 17025 scope of accreditation.

Statements of conformity to specifications are based on the simple acceptance decision rule (JCGM 106:2012)