



WEAR	NORMAL
CONTAMINATION	NORMAL
FLUID CONDITION	NORMAL



Area
(DQR837)
Machine Id
MACK 2653
Component
Diesel Engine
Fluid
PETRO CANADA DURON SHP 15W40 (7 GAL)

RECOMMENDATION

Resample at the next service interval to monitor.

Test	UOM	Method	Limit/Abn	Current	History1	History2
Sample Number		Client Info		GFL0116811	GFL0109019	GFL0109087
Sample Date		Client Info		09 May 2024	06 Mar 2024	01 Feb 2024
Machine Age	hrs	Client Info		36747	36425	36303
Oil Age	hrs	Client Info		3009	2687	2565
Filter Age	hrs	Client Info		0	0	0
Oil Changed		Client Info		N/A	N/A	N/A
Filter Changed		Client Info		N/A	N/A	N/A
Sample Status				NORMAL	NORMAL	NORMAL

WEAR

All component wear rates are normal.

Iron	ppm	ASTM D5185m	>120	21	10	3
Chromium	ppm	ASTM D5185m	>20	<1	0	<1
Nickel	ppm	ASTM D5185m	>5	0	0	<1
Titanium	ppm	ASTM D5185m	>2	0	0	0
Silver	ppm	ASTM D5185m	>2	0	0	0
Aluminum	ppm	ASTM D5185m	>20	2	0	2
Lead	ppm	ASTM D5185m	>40	<1	0	1
Copper	ppm	ASTM D5185m	>330	4	<1	<1
Tin	ppm	ASTM D5185m	>15	<1	0	<1
Vanadium	ppm	ASTM D5185m		0	0	0
White Metal	scalar	*Visual	NONE	NONE	NONE	NONE
Yellow Metal	scalar	*Visual	NONE	NONE	NONE	NONE

CONTAMINATION

There is no indication of any contamination in the oil.

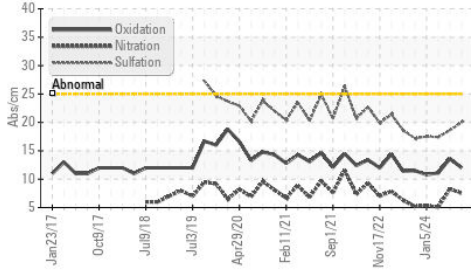
Silicon	ppm	ASTM D5185m	>25	5	3	3
Potassium	ppm	ASTM D5185m	>20	0	0	3
Fuel		WC Method	>3.0	<1.0	<1.0	<1.0
Water		WC Method	>0.2	NEG	NEG	NEG
Glycol		WC Method		NEG	NEG	NEG
Soot %	%	*ASTM D7844	>4	2.2	0.6	0.8
Nitration	Abs/cm	*ASTM D7624	>20	7.5	8.3	5.1
Sulfation	Abs/.1mm	*ASTM D7415	>30	20.0	18.6	17.4
Silt	scalar	*Visual	NONE	NONE	NONE	NONE
Debris	scalar	*Visual	NONE	NONE	NONE	NONE
Sand/Dirt	scalar	*Visual	NONE	NONE	NONE	NONE
Appearance	scalar	*Visual	NORML	NORML	NORML	NORML
Odor	scalar	*Visual	NORML	NORML	NORML	NORML
Emulsified Water	scalar	*Visual	>0.2	NEG	NEG	NEG

FLUID CONDITION

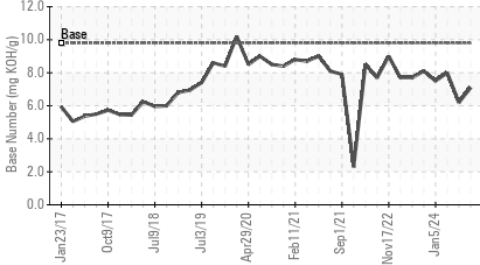
The BN result indicates that there is suitable alkalinity remaining in the oil. The condition of the oil is suitable for further service.

Sodium	ppm	ASTM D5185m		2	2	<1
Boron	ppm	ASTM D5185m	0	10	6	17
Barium	ppm	ASTM D5185m	0	0	0	0
Molybdenum	ppm	ASTM D5185m	60	57	57	56
Manganese	ppm	ASTM D5185m	0	1	0	<1
Magnesium	ppm	ASTM D5185m	1010	788	702	731
Calcium	ppm	ASTM D5185m	1070	1114	1079	1039
Phosphorus	ppm	ASTM D5185m	1150	927	775	920
Zinc	ppm	ASTM D5185m	1270	1120	980	1073
Sulfur	ppm	ASTM D5185m	2060	3129	2314	2796
Oxidation	Abs/.1mm	*ASTM D7414	>25	12.0	13.6	11.1
Base Number (BN)	mg KOH/g	ASTM D2896	9.8	7.1	6.2	8.0
Visc @ 100°C	cSt	ASTM D445	15.4	12.6	12.6	12.6

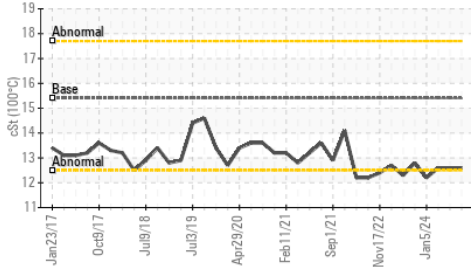
FT-IR (Direct Trend)



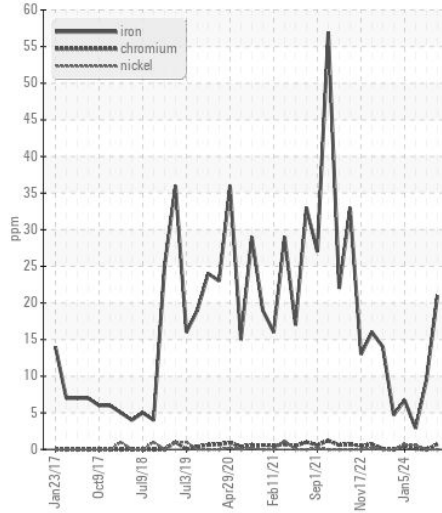
Base Number



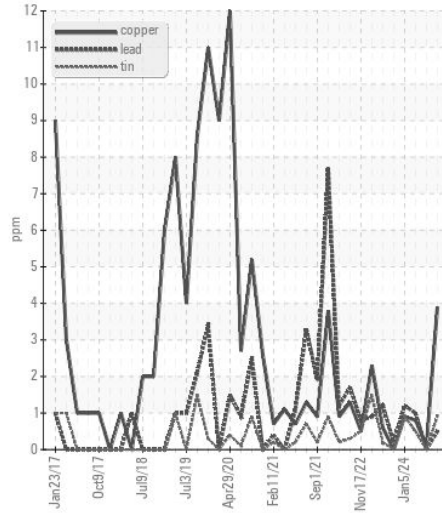
Viscosity @ 100°C



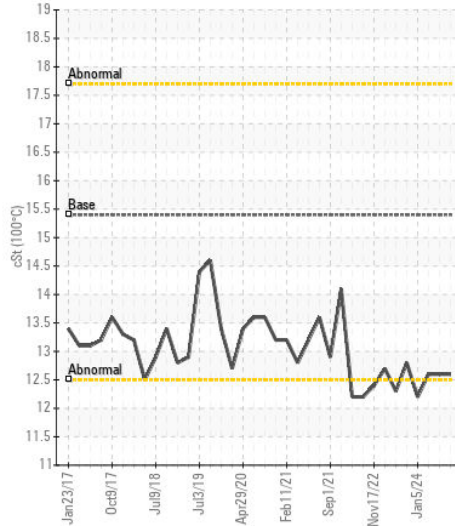
Ferrous Alloys



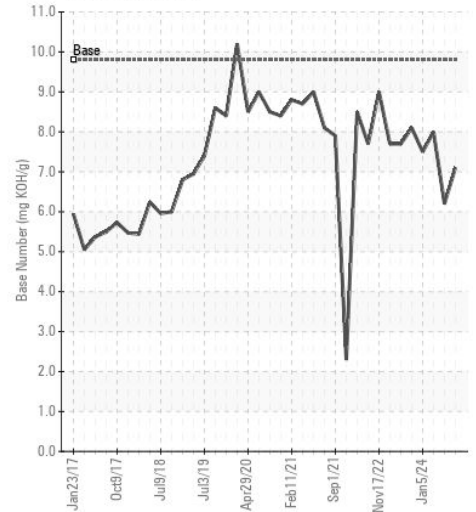
Non-ferrous Metals



Viscosity @ 100°C



Base Number



Certificate L2367

Laboratory : WearCheck USA - 501 Madison Ave., Cary, NC 27513
Sample No. : GFL0116811
Lab Number : 06176736
Unique Number : 11022789
Test Package : FLEET

Received : 13 May 2024
Tested : 14 May 2024
Diagnosed : 14 May 2024 - Wes Davis

GFL Environmental - 009 - Fairburn
 6905 Roosevelt Hwy
 Fairburn, GA
 US 30213
 Contact: Eric Jones
 erjones@gflenv.com
 T: (678)630-9927
 F:

To discuss this sample report, contact Customer Service at 1-800-237-1369.

* - Denotes test methods that are outside of the ISO 17025 scope of accreditation.

Statements of conformity to specifications are based on the simple acceptance decision rule (JCGM 106:2012)