



OIL ANALYSIS REPORT

WEAR	NORMAL
CONTAMINATION	NORMAL
FLUID CONDITION	NORMAL

Machine Id
30215
 Component
Diesel Engine
 Fluid
DIESEL ENGINE OIL 10W40 (--- QTS)

RECOMMENDATION

Resample at the next service interval to monitor. Please specify the component make and model with your next sample. Please specify the brand, type, and viscosity of the oil on your next sample.

Test	UOM	Method	Limit/Abn	Current	History1	History2
Sample Number		Client Info		WC0882740	WC0913635	WC0856788
Sample Date		Client Info		01 May 2024	22 Mar 2024	11 Oct 2023
Machine Age	hrs	Client Info		4472	1552	3980
Oil Age	hrs	Client Info		1500	500	250
Filter Age	hrs	Client Info		1500	500	250
Oil Changed		Client Info		Changed	Changed	Changed
Filter Changed		Client Info		Changed	Changed	Changed
Sample Status				NORMAL	NORMAL	NORMAL

WEAR

All component wear rates are normal.

Iron	ppm	ASTM D5185m	>100	4	11	5
Chromium	ppm	ASTM D5185m	>20	<1	<1	0
Nickel	ppm	ASTM D5185m	>4	0	1	0
Titanium	ppm	ASTM D5185m		<1	<1	0
Silver	ppm	ASTM D5185m	>3	0	<1	0
Aluminum	ppm	ASTM D5185m	>20	2	3	1
Lead	ppm	ASTM D5185m	>40	0	<1	0
Copper	ppm	ASTM D5185m	>330	3	1	0
Tin	ppm	ASTM D5185m	>15	<1	2	0
Vanadium	ppm	ASTM D5185m		0	<1	0
White Metal	scalar	*Visual	NONE	NONE	NONE	NONE
Yellow Metal	scalar	*Visual	NONE	NONE	NONE	NONE

CONTAMINATION

There is no indication of any contamination in the oil.

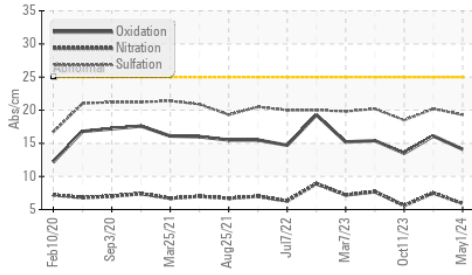
Silicon	ppm	ASTM D5185m	>25	8	12	9
Potassium	ppm	ASTM D5185m	>20	0	2	<1
Fuel		WC Method	>5	<1.0	<1.0	<1.0
Water		WC Method	>0.2	NEG	NEG	NEG
Glycol		WC Method		NEG	NEG	NEG
Soot %	%	*ASTM D7844	>3	0.1	0.2	0.1
Nitration	Abs/cm	*ASTM D7624	>20	5.9	7.5	5.6
Sulfation	Abs/.1mm	*ASTM D7415	>30	19.3	20.2	18.5
Silt	scalar	*Visual	NONE	NONE	NONE	NONE
Debris	scalar	*Visual	NONE	NONE	NONE	NONE
Sand/Dirt	scalar	*Visual	NONE	NONE	NONE	NONE
Appearance	scalar	*Visual	NORML	NORML	NORML	NORML
Odor	scalar	*Visual	NORML	NORML	NORML	NORML
Emulsified Water	scalar	*Visual	>0.2	NEG	NEG	NEG

FLUID CONDITION

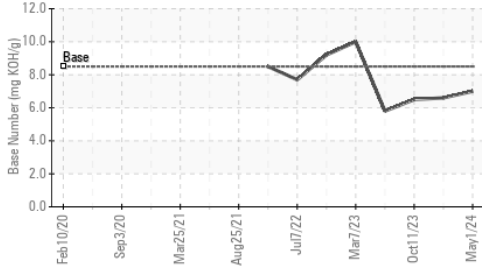
The BN result indicates that there is suitable alkalinity remaining in the oil. The condition of the oil is suitable for further service.

Sodium	ppm	ASTM D5185m		1	0	<1
Boron	ppm	ASTM D5185m	250	419	358	381
Barium	ppm	ASTM D5185m	10	0	1	0
Molybdenum	ppm	ASTM D5185m	100	81	93	84
Manganese	ppm	ASTM D5185m		1	1	0
Magnesium	ppm	ASTM D5185m	450	382	377	357
Calcium	ppm	ASTM D5185m	3000	1374	1340	1371
Phosphorus	ppm	ASTM D5185m	1150	1017	922	976
Zinc	ppm	ASTM D5185m	1350	1184	1141	1202
Sulfur	ppm	ASTM D5185m	4250	3577	3009	3124
Oxidation	Abs/.1mm	*ASTM D7414	>25	14.1	16.1	13.5
Base Number (BN)	mg KOH/g	ASTM D2896	8.5	7.0	6.6	6.5
Visc @ 100°C	cSt	ASTM D445	14.4	13.3	13.0	13.4

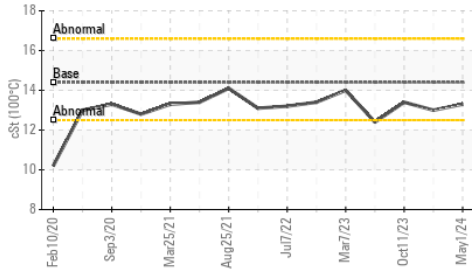
FT-IR (Direct Trend)



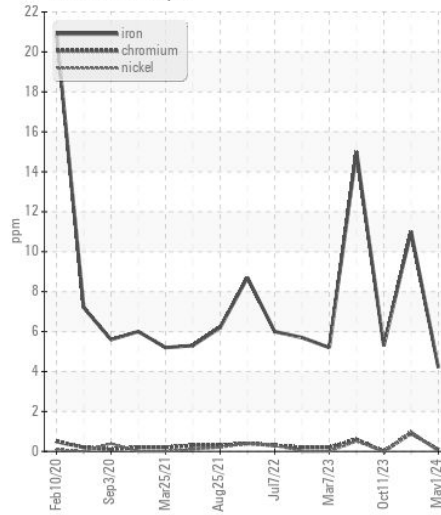
Base Number



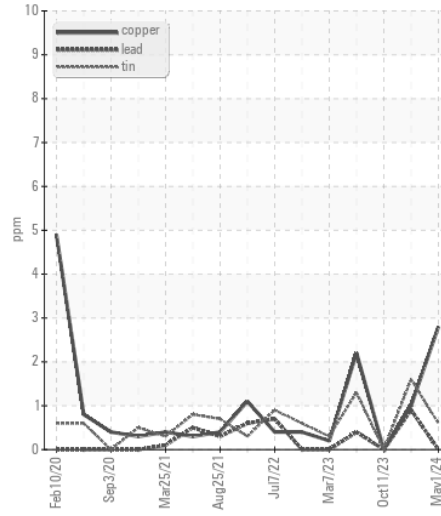
Viscosity @ 100°C



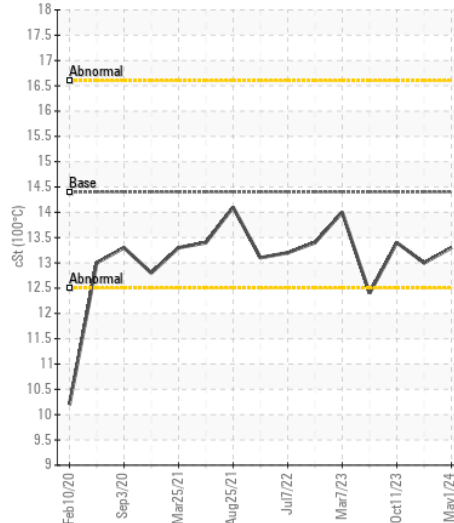
Ferrous Alloys



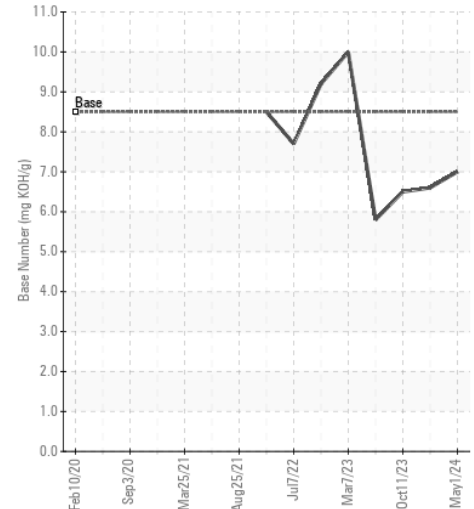
Non-ferrous Metals



Viscosity @ 100°C



Base Number



Certificate L2367

Laboratory : WearCheck USA - 501 Madison Ave., Cary, NC 27513
Sample No. : WC0882740 **Received** : 13 May 2024
Lab Number : 06176763 **Tested** : 14 May 2024
Unique Number : 11022816 **Diagnosed** : 14 May 2024 - Wes Davis
Test Package : CONST (Additional Tests: TBN)

To discuss this sample report, contact Customer Service at 1-800-237-1369.

* - Denotes test methods that are outside of the ISO 17025 scope of accreditation.

Statements of conformity to specifications are based on the simple acceptance decision rule (JCGM 106:2012)

SULLIVAN EASTERN INC
 2860 C SLATER RD
 MORRISVILLE, NC
 US 27560

Contact: SCOTT SULLIVAN
 ssullivan@sullivaneastern.com

T: (919)484-8993

F: (919)484-2136