



WEAR	NORMAL
CONTAMINATION	NORMAL
FLUID CONDITION	NORMAL

Machine Id
525013-7004
 Component
Diesel Engine
 Fluid
PETRO CANADA DURON SHP 15W40 (--- LTR)

RECOMMENDATION

Resample at the next service interval to monitor.

Test	UOM	Method	Limit/Abn	Current	History1	History2
Sample Number		Client Info		GFL0091868	GFL0112767	GFL0103867
Sample Date		Client Info		07 May 2024	13 Feb 2024	07 Feb 2024
Machine Age	mls	Client Info		535855	16363	16359
Oil Age	mls	Client Info		465348	0	0
Filter Age	mls	Client Info		0	0	0
Oil Changed		Client Info		Not Changd	Changed	Not Changd
Filter Changed		Client Info		Not Changd	Changed	Not Changd
Sample Status				NORMAL	NORMAL	ABNORMAL

WEAR

All component wear rates are normal.

Iron	ppm	ASTM D5185m	>110	13	41	49
Chromium	ppm	ASTM D5185m	>4	<1	3	<1
Nickel	ppm	ASTM D5185m	>2	<1	0	0
Titanium	ppm	ASTM D5185m		<1	<1	<1
Silver	ppm	ASTM D5185m	>2	0	0	0
Aluminum	ppm	ASTM D5185m	>25	3	7	0
Lead	ppm	ASTM D5185m	>45	<1	0	▲ 43
Copper	ppm	ASTM D5185m	>85	2	2	15
Tin	ppm	ASTM D5185m	>4	<1	<1	<1
Vanadium	ppm	ASTM D5185m		<1	0	0
White Metal	scalar	*Visual	NONE	NONE	NONE	NONE
Yellow Metal	scalar	*Visual	NONE	NONE	NONE	NONE

CONTAMINATION

There is no indication of any contamination in the oil.

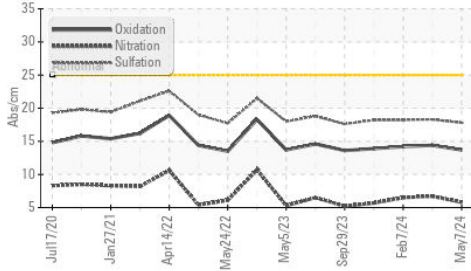
Silicon	ppm	ASTM D5185m	>30	5	10	2
Potassium	ppm	ASTM D5185m	>20	5	6	<1
Fuel		WC Method	>5	<1.0	<1.0	<1.0
Water		WC Method	>0.2	NEG	NEG	NEG
Glycol		WC Method		NEG	NEG	NEG
Soot %	%	*ASTM D7844	>3	0.1	0.2	0.2
Nitration	Abs/cm	*ASTM D7624	>20	5.8	6.7	6.5
Sulfation	Abs/.1mm	*ASTM D7415	>30	17.8	18.3	18.2
Silt	scalar	*Visual	NONE	NONE	NONE	NONE
Debris	scalar	*Visual	NONE	NONE	NONE	NONE
Sand/Dirt	scalar	*Visual	NONE	NONE	NONE	NONE
Appearance	scalar	*Visual	NORML	NORML	NORML	NORML
Odor	scalar	*Visual	NORML	NORML	NORML	NORML
Emulsified Water	scalar	*Visual	>0.2	NEG	NEG	NEG

FLUID CONDITION

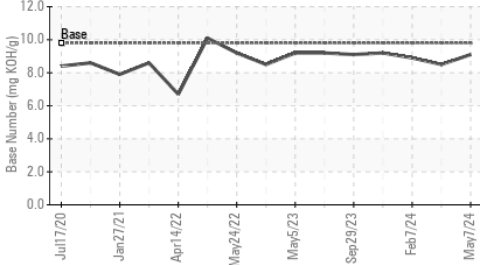
The BN result indicates that there is suitable alkalinity remaining in the oil. The condition of the oil is suitable for further service.

Sodium	ppm	ASTM D5185m		0	2	4
Boron	ppm	ASTM D5185m	0	1	5	11
Barium	ppm	ASTM D5185m	0	0	0	0
Molybdenum	ppm	ASTM D5185m	60	60	54	2
Manganese	ppm	ASTM D5185m	0	<1	<1	1
Magnesium	ppm	ASTM D5185m	1010	950	854	60
Calcium	ppm	ASTM D5185m	1070	1075	926	2993
Phosphorus	ppm	ASTM D5185m	1150	1054	986	958
Zinc	ppm	ASTM D5185m	1270	1256	1150	1123
Sulfur	ppm	ASTM D5185m	2060	3714	2808	4543
Oxidation	Abs/.1mm	*ASTM D7414	>25	13.7	14.4	14.2
Base Number (BN)	mg KOH/g	ASTM D2896	9.8	9.1	8.5	8.9
Visc @ 100°C	cSt	ASTM D445	15.4	14.4	14.2	13.7

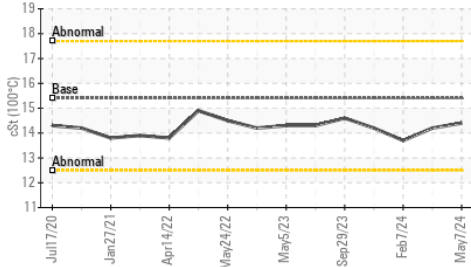
FT-IR (Direct Trend)



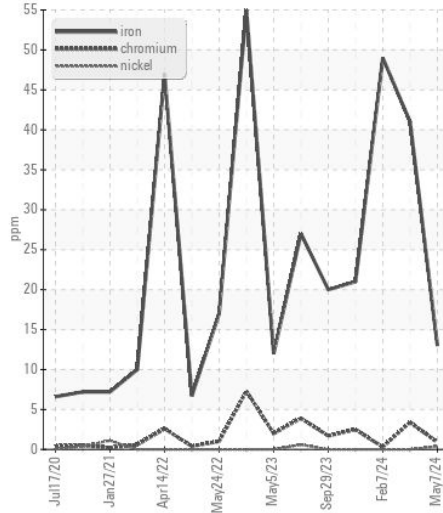
Base Number



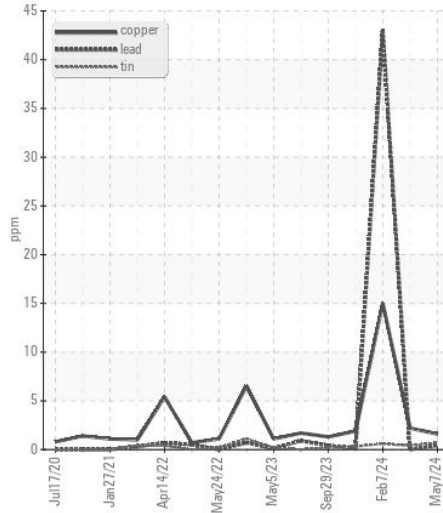
Viscosity @ 100°C



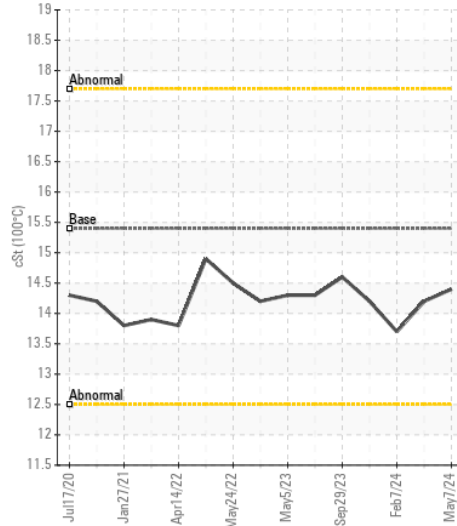
Ferrous Alloys



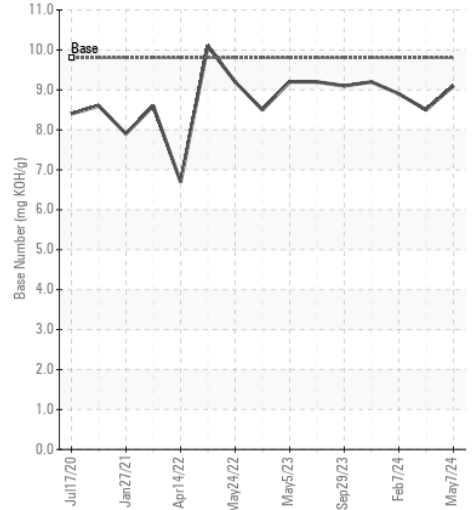
Non-ferrous Metals



Viscosity @ 100°C



Base Number



Certificate L2367

Laboratory : WearCheck USA - 501 Madison Ave., Cary, NC 27513
Sample No. : GFL0091868
Lab Number : 06178191
Unique Number : 11029517
Test Package : FLEET

Received : 13 May 2024
Tested : 14 May 2024
Diagnosed : 14 May 2024 - Wes Davis

GFL Environmental - 654 - Richmond Hauling
 11800 Lewis Road
 Chester, VA
 US 23831
 Contact: Jimmy Mayes
 jmayes@gflenv.com

To discuss this sample report, contact Customer Service at 1-800-237-1369.

* - Denotes test methods that are outside of the ISO 17025 scope of accreditation.

Statements of conformity to specifications are based on the simple acceptance decision rule (JCGM 106:2012)

T:
F: