



OIL ANALYSIS REPORT

WEAR	NORMAL
CONTAMINATION	NORMAL
FLUID CONDITION	NORMAL

Machine Id
9249
 Component
Diesel Engine
 Fluid
DIESEL ENGINE OIL SAE 15W40 (--- GAL)

RECOMMENDATION

Resample at the next service interval to monitor.

Test	UOM	Method	Limit/Abn	Current	History1	History2
Sample Number		Client Info		WC0904970	WC0857627	WC0857643
Sample Date		Client Info		06 May 2024	28 Jan 2024	05 Dec 2023
Machine Age	mls	Client Info		454760	341146	425012
Oil Age	mls	Client Info		0	24762	0
Filter Age	mls	Client Info		0	24762	0
Oil Changed		Client Info		Changed	Changed	N/A
Filter Changed		Client Info		Changed	Changed	N/A
Sample Status				NORMAL	NORMAL	NORMAL

WEAR

All component wear rates are normal.

Iron	ppm	ASTM D5185m	>100	12	9	19
Chromium	ppm	ASTM D5185m	>20	<1	<1	1
Nickel	ppm	ASTM D5185m	>4	<1	<1	0
Titanium	ppm	ASTM D5185m		<1	0	0
Silver	ppm	ASTM D5185m	>3	0	<1	0
Aluminum	ppm	ASTM D5185m	>20	4	4	6
Lead	ppm	ASTM D5185m	>40	<1	<1	<1
Copper	ppm	ASTM D5185m	>330	2	2	4
Tin	ppm	ASTM D5185m	>15	<1	<1	<1
Vanadium	ppm	ASTM D5185m		<1	<1	<1
White Metal	scalar	*Visual	NONE	NONE	NONE	NONE
Yellow Metal	scalar	*Visual	NONE	NONE	NONE	NONE

CONTAMINATION

There is no indication of any contamination in the oil.

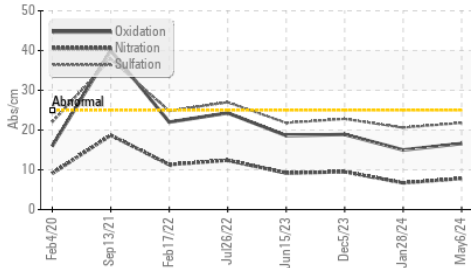
Silicon	ppm	ASTM D5185m	>25	5	4	6
Potassium	ppm	ASTM D5185m	>20	3	2	2
Fuel		WC Method	>5	<1.0	<1.0	<1.0
Water		WC Method	>0.2	NEG	NEG	NEG
Glycol		WC Method		NEG	NEG	NEG
Soot %	%	*ASTM D7844	>3	0.3	0.3	0.6
Nitration	Abs/cm	*ASTM D7624	>20	7.8	6.7	9.5
Sulfation	Abs/.1mm	*ASTM D7415	>30	21.8	20.6	22.8
Silt	scalar	*Visual	NONE	NONE	NONE	NONE
Debris	scalar	*Visual	NONE	NONE	NONE	NONE
Sand/Dirt	scalar	*Visual	NONE	NONE	NONE	NONE
Appearance	scalar	*Visual	NORML	NORML	NORML	NORML
Odor	scalar	*Visual	NORML	NORML	NORML	NORML
Emulsified Water	scalar	*Visual	>0.2	NEG	NEG	NEG

FLUID CONDITION

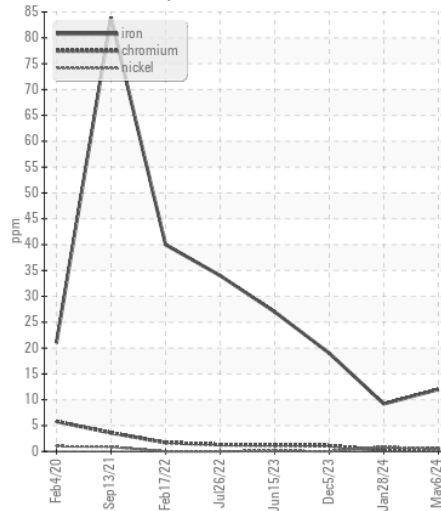
The BN result indicates that there is suitable alkalinity remaining in the oil. The condition of the oil is suitable for further service.

Sodium	ppm	ASTM D5185m	>158	0	2	<1
Boron	ppm	ASTM D5185m	250	227	172	1
Barium	ppm	ASTM D5185m	10	0	0	0
Molybdenum	ppm	ASTM D5185m	100	86	71	69
Manganese	ppm	ASTM D5185m		<1	<1	<1
Magnesium	ppm	ASTM D5185m	450	482	703	993
Calcium	ppm	ASTM D5185m	3000	1334	1145	1107
Phosphorus	ppm	ASTM D5185m	1150	966	1022	969
Zinc	ppm	ASTM D5185m	1350	1200	1240	1315
Sulfur	ppm	ASTM D5185m	4250	3375	3051	2817
Oxidation	Abs/.1mm	*ASTM D7414	>25	16.6	15.0	18.9
Base Number (BN)	mg KOH/g	ASTM D2896	8.5	6.9	7.9	6.1
Visc @ 100°C	cSt	ASTM D445	14.4	13.7	13.7	13.4

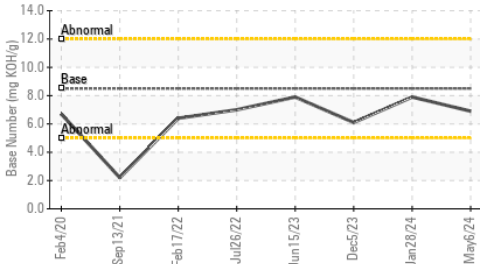
FT-IR (Direct Trend)



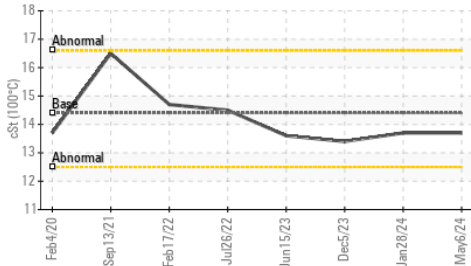
Ferrous Alloys



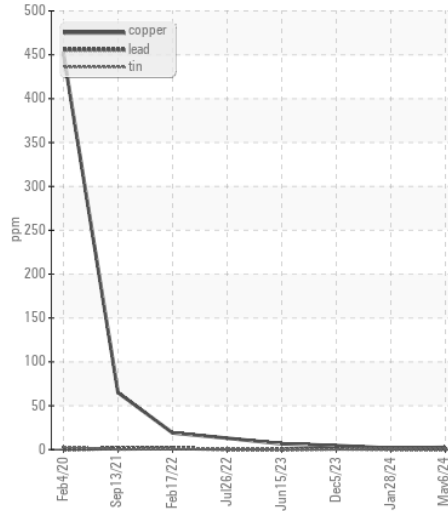
Base Number



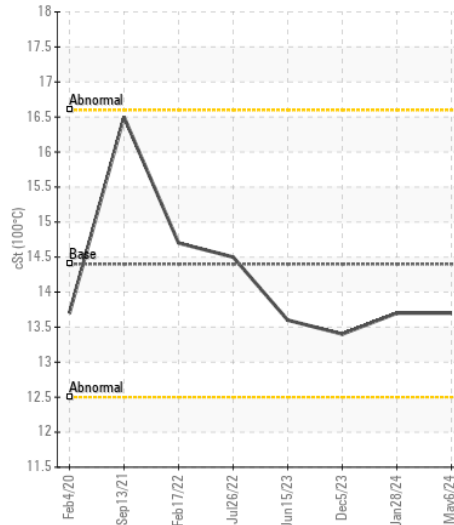
Viscosity @ 100°C



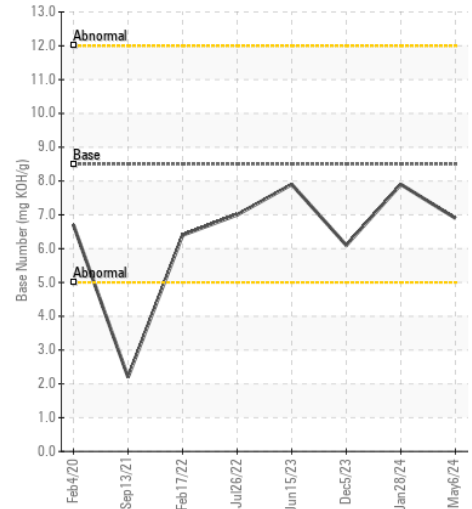
Non-ferrous Metals



Viscosity @ 100°C



Base Number



Certificate L2367

Laboratory : WearCheck USA - 501 Madison Ave., Cary, NC 27513

Sample No. : WC0904970

Lab Number : 06178204

Unique Number : 11029530

Test Package : FLEET

Received : 13 May 2024

Tested : 15 May 2024

Diagnosed : 15 May 2024 - Sean Felton

SALEM NATIONALEASE CORPORATION

198 PARK PLAZA DRIVE

WINSTON SALEM, NC

US 27105

Contact: Audrey Hopkins

Audrey.Hopkins@salemcorp.com

T: (336)767-9642

F: x:

To discuss this sample report, contact Customer Service at 1-800-237-1369.

* - Denotes test methods that are outside of the ISO 17025 scope of accreditation.

Statements of conformity to specifications are based on the simple acceptance decision rule (JCGM 106:2012)