



WEAR	NORMAL
CONTAMINATION	NORMAL
FLUID CONDITION	NORMAL

Area
MARTHA LYNN
Machine Id
[MARTHA LYNN] 007 504678-7
Component
Port Genset
Fluid
CHEVRON DELO 400 LE 15W40 (6 GAL)

RECOMMENDATION

Resample at the next service interval to monitor.

Test	UOM	Method	Limit/Abn	Current	History1	History2
Sample Number		Client Info		MW0067758	MW0038866	MW0037582
Sample Date		Client Info		05 Apr 2024	06 Mar 2024	20 Feb 2024
Machine Age	hrs	Client Info		2397	2014	1659
Oil Age	hrs	Client Info		407	366	313
Filter Age	hrs	Client Info		407	366	313
Oil Changed		Client Info		Changed	Changed	Changed
Filter Changed		Client Info		Changed	Changed	Changed
Sample Status				NORMAL	NORMAL	NORMAL

WEAR

All component wear rates are normal.

Iron	ppm	ASTM D5185m	>50	20	21	23
Chromium	ppm	ASTM D5185m	>4	<1	<1	<1
Nickel	ppm	ASTM D5185m	>2	<1	<1	0
Titanium	ppm	ASTM D5185m		7	2	1
Silver	ppm	ASTM D5185m	>5	0	0	0
Aluminum	ppm	ASTM D5185m	>12	2	4	3
Lead	ppm	ASTM D5185m	>17	<1	<1	0
Copper	ppm	ASTM D5185m	>70	<1	1	<1
Tin	ppm	ASTM D5185m	>15	<1	<1	0
Vanadium	ppm	ASTM D5185m		<1	<1	<1
White Metal	scalar	*Visual	NONE	NONE	NONE	NONE
Yellow Metal	scalar	*Visual	NONE	NONE	NONE	NONE

CONTAMINATION

There is no indication of any contamination in the oil.

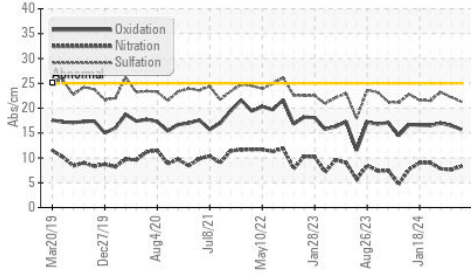
Silicon	ppm	ASTM D5185m	>25	6	8	7
Potassium	ppm	ASTM D5185m	>20	4	4	3
Fuel		WC Method	>4.0	<1.0	<1.0	<1.0
Water		WC Method	>0.1	NEG	NEG	NEG
Glycol		WC Method		NEG	NEG	NEG
Soot %	%	*ASTM D7844		0.5	0.5	0.5
Nitration	Abs/cm	*ASTM D7624	>20	8.3	7.6	7.8
Sulfation	Abs/.1mm	*ASTM D7415	>30	21.3	22.2	23.2
Silt	scalar	*Visual	NONE	NONE	NONE	NONE
Debris	scalar	*Visual	NONE	NONE	NONE	NONE
Sand/Dirt	scalar	*Visual	NONE	NONE	NONE	NONE
Appearance	scalar	*Visual	NORML	NORML	NORML	NORML
Odor	scalar	*Visual	NORML	NORML	NORML	NORML
Emulsified Water	scalar	*Visual	>0.1	NEG	NEG	NEG

FLUID CONDITION

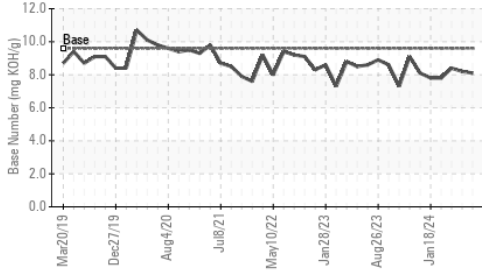
The BN result indicates that there is suitable alkalinity remaining in the oil. The condition of the oil is suitable for further service.

Sodium	ppm	ASTM D5185m		0	<1	2
Boron	ppm	ASTM D5185m		258	364	287
Barium	ppm	ASTM D5185m		0	1	0
Molybdenum	ppm	ASTM D5185m		84	121	115
Manganese	ppm	ASTM D5185m		2	2	2
Magnesium	ppm	ASTM D5185m		616	659	694
Calcium	ppm	ASTM D5185m		1502	1783	1733
Phosphorus	ppm	ASTM D5185m	1200	729	846	813
Zinc	ppm	ASTM D5185m	1300	868	1017	978
Sulfur	ppm	ASTM D5185m	3200	3120	3175	3361
Oxidation	Abs/.1mm	*ASTM D7414	>25	15.7	16.5	17.0
Base Number (BN)	mg KOH/g	ASTM D2896	9.6	8.1	8.2	8.4
Visc @ 100°C	cSt	ASTM D445	15.7	13.6	13.5	13.7

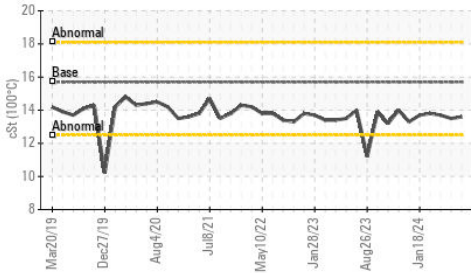
FT-IR (Direct Trend)



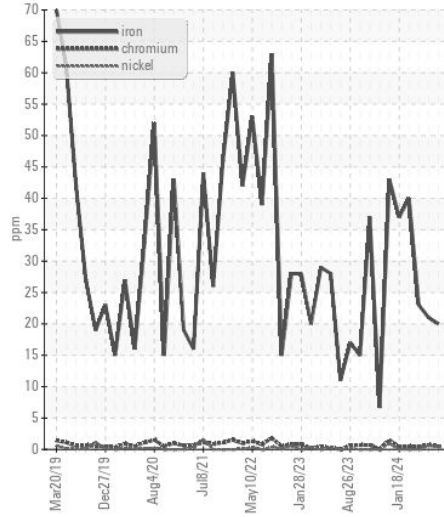
Base Number



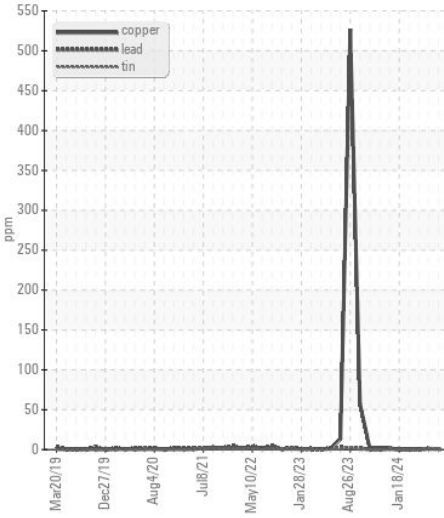
Viscosity @ 100°C



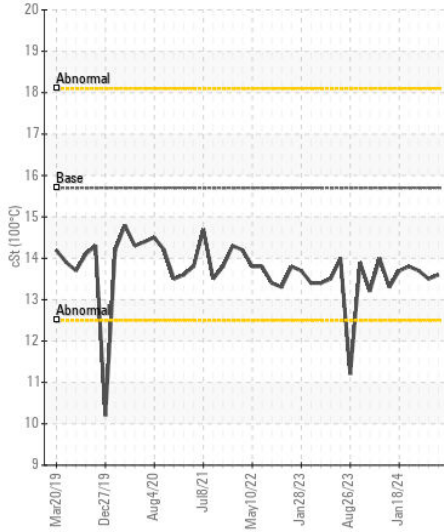
Ferrous Alloys



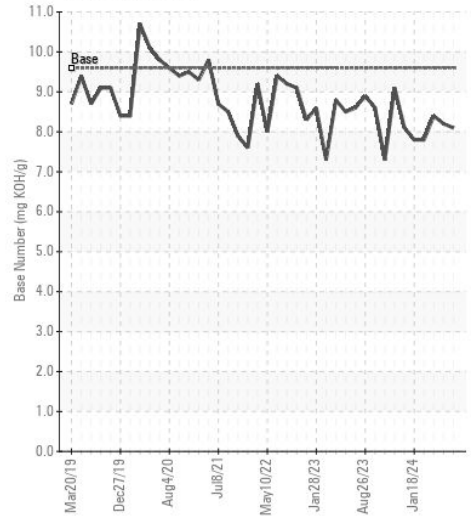
Non-ferrous Metals



Viscosity @ 100°C



Base Number



Certificate L2367

Laboratory : WearCheck USA - 501 Madison Ave., Cary, NC 27513
Sample No. : MW0067758
Lab Number : 06178219
Unique Number : 11029545
Test Package : MAR 2
Received : 13 May 2024
Tested : 14 May 2024
Diagnosed : 14 May 2024 - Wes Davis

INGRAM BARGE
 900 S 3RD ST
 PADUCAH, KY
 US 42003
 Contact: GLENN ELLIS
 glen.ellis@ingrambarga.com
 T: (270)415-4467
 F: (615)695-3697

To discuss this sample report, contact Customer Service at 1-800-237-1369.

* - Denotes test methods that are outside of the ISO 17025 scope of accreditation.

Statements of conformity to specifications are based on the simple acceptance decision rule (JCGM 106:2012)