



WEAR **NORMAL**

CONTAMINATION **NORMAL**

FLUID CONDITION **NORMAL**

OIL ANALYSIS REPORT

Area

[44258915]

Machine Id

PETERBILT 957-1472 TEI ADKINS

Component

Diesel Engine

Fluid

MOBIL DELVAC MX 15W40 (40 QTS)

RECOMMENDATION

Resample at the next service interval to monitor.

Test	UOM	Method	Limit/Abn	Current	History1	History2
Sample Number		Client Info		RPL0016474	RPL0013729	RPL0012146
Sample Date		Client Info		18 Apr 2024	09 Dec 2023	13 May 2023
Machine Age	mls	Client Info		266047	250182	219229
Oil Age	mls	Client Info		15865	59122	0
Filter Age	mls	Client Info		15865	59122	0
Oil Changed		Client Info		Not Changd	Changed	Not Changd
Filter Changed		Client Info		Not Changd	Changed	Not Changd
Sample Status				NORMAL	SEVERE	NORMAL

WEAR

All component wear rates are normal.

Iron	ppm	ASTM D5185m	>100	5	8	16
Chromium	ppm	ASTM D5185m	>20	<1	<1	<1
Nickel	ppm	ASTM D5185m	>4	0	0	<1
Titanium	ppm	ASTM D5185m		0	0	0
Silver	ppm	ASTM D5185m	>3	0	0	<1
Aluminum	ppm	ASTM D5185m	>20	3	5	4
Lead	ppm	ASTM D5185m	>40	0	2	<1
Copper	ppm	ASTM D5185m	>330	0	1	2
Tin	ppm	ASTM D5185m	>15	<1	5	<1
Vanadium	ppm	ASTM D5185m		0	<1	<1
White Metal	scalar	*Visual	NONE	NONE	NONE	NONE
Yellow Metal	scalar	*Visual	NONE	NONE	NONE	NONE

CONTAMINATION

There is no indication of any contamination in the oil.

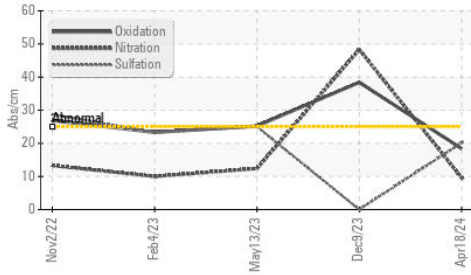
Silicon	ppm	ASTM D5185m	>25	5	7	9
Potassium	ppm	ASTM D5185m	>20	3	10	5
Fuel		WC Method	>5	<1.0	<1.0	<1.0
Water		WC Method	>0.2	NEG	NEG	NEG
Glycol		WC Method		NEG	NEG	NEG
Soot %	%	*ASTM D7844	>3	0.3	▲ 7.8	0.6
Nitration	Abs/cm	*ASTM D7624	>20	9.6	48.3	12.4
Sulfation	Abs/.1mm	*ASTM D7415	>30	20.1	0.0	25.0
Silt	scalar	*Visual	NONE	NONE	NONE	NONE
Debris	scalar	*Visual	NONE	NONE	NONE	NONE
Sand/Dirt	scalar	*Visual	NONE	NONE	NONE	NONE
Appearance	scalar	*Visual	NORML	NORML	NORML	NORML
Odor	scalar	*Visual	NORML	NORML	NORML	NORML
Emulsified Water	scalar	*Visual	>0.2	NEG	NEG	NEG

FLUID CONDITION

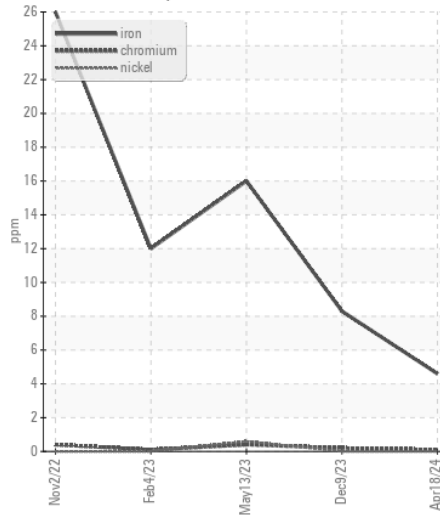
The BN result indicates that there is suitable alkalinity remaining in the oil. The condition of the oil is suitable for further service.

Sodium	ppm	ASTM D5185m		1	0	3
Boron	ppm	ASTM D5185m		47	66	22
Barium	ppm	ASTM D5185m		1	0	0
Molybdenum	ppm	ASTM D5185m		86	67	43
Manganese	ppm	ASTM D5185m		<1	<1	<1
Magnesium	ppm	ASTM D5185m		650	486	593
Calcium	ppm	ASTM D5185m		1464	1208	1808
Phosphorus	ppm	ASTM D5185m		834	658	842
Zinc	ppm	ASTM D5185m		928	816	1029
Sulfur	ppm	ASTM D5185m		3211	2527	3187
Oxidation	Abs/.1mm	*ASTM D7414	>25	18.4	38.4	25.2
Base Number (BN)	mg KOH/g	ASTM D2896	12	7.8	36.3	8.0
Visc @ 100°C	cSt	ASTM D445	14.4	13.6	▲ 31.1	14.1

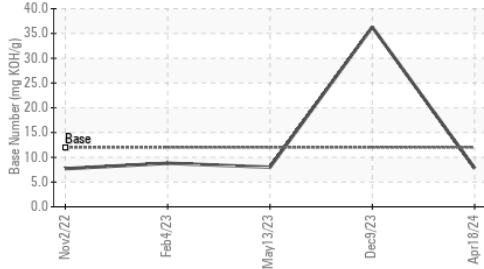
FT-IR (Direct Trend)



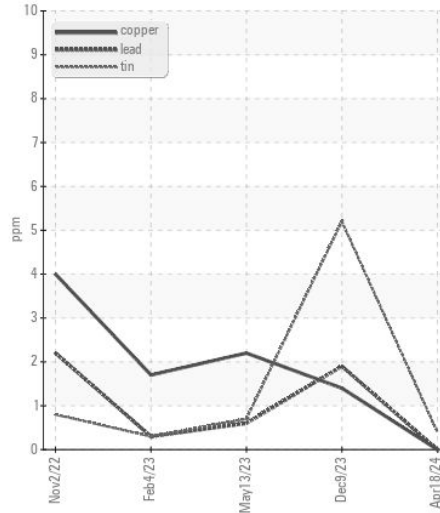
Ferrous Alloys



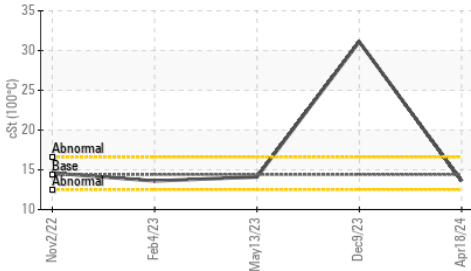
Base Number



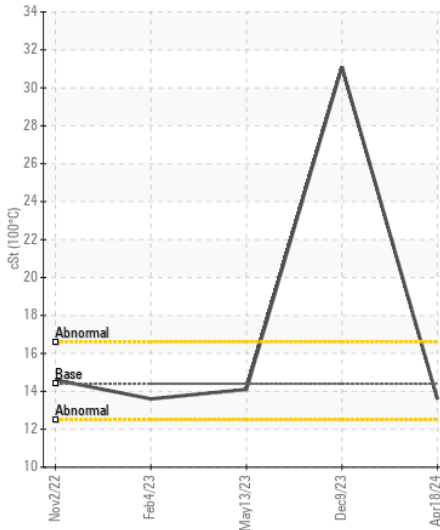
Non-ferrous Metals



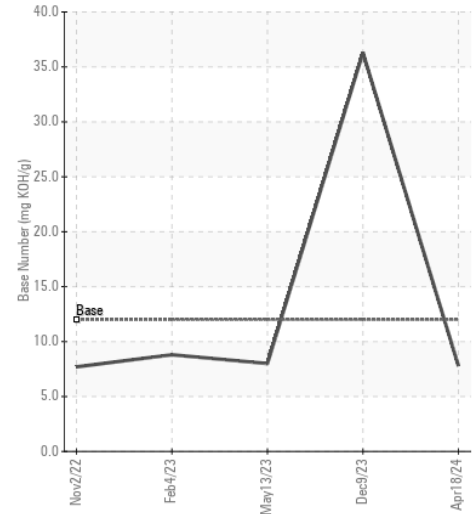
Viscosity @ 100°C



Viscosity @ 100°C



Base Number



Certificate L2367

Laboratory : WearCheck USA - 501 Madison Ave., Cary, NC 27513
Sample No. : RPL0016474
Lab Number : 06178418
Unique Number : 11029744
Test Package : FLEET

Received : 14 May 2024
Tested : 14 May 2024
Diagnosed : 14 May 2024 - Wes Davis

RTL PACLEASE - 7002 - San Antonio
 8810 IH-10 Frontage Road
 Converse, TX
 US 78109
 Contact: Mike Friel
 FrielM@RushEnterprises.Com
 T: (210)901-7283
 F:

To discuss this sample report, contact Customer Service at 1-800-237-1369.

* - Denotes test methods that are outside of the ISO 17025 scope of accreditation.

Statements of conformity to specifications are based on the simple acceptance decision rule (JCGM 106:2012)