



OIL ANALYSIS REPORT

WEAR	NORMAL
CONTAMINATION	NORMAL
FLUID CONDITION	NORMAL

Machine Id
PETERBILT 21705
Component
Diesel Engine
Fluid
SHELL ROTELLA T 10W30 (54 QTS)

RECOMMENDATION

Resample at the next service interval to monitor.

Test	UOM	Method	Limit/Abn	Current	History1	History2
Sample Number		Client Info		WC0909739	WC0832032	WC0801688
Sample Date		Client Info		08 May 2024	28 Sep 2023	10 May 2023
Machine Age	mls	Client Info		155452	142978	135529
Oil Age	mls	Client Info		6827	7449	4905
Filter Age	mls	Client Info		6827	7449	4905
Oil Changed		Client Info		Changed	Changed	Changed
Filter Changed		Client Info		Changed	Changed	Changed
Sample Status				NORMAL	NORMAL	NORMAL

WEAR

All component wear rates are normal.

Iron	ppm	ASTM D5185m	>110	3	9	6
Chromium	ppm	ASTM D5185m	>4	<1	<1	0
Nickel	ppm	ASTM D5185m	>2	0	0	0
Titanium	ppm	ASTM D5185m		0	0	0
Silver	ppm	ASTM D5185m	>2	0	0	0
Aluminum	ppm	ASTM D5185m	>25	1	<1	3
Lead	ppm	ASTM D5185m	>45	0	<1	0
Copper	ppm	ASTM D5185m	>85	0	2	<1
Tin	ppm	ASTM D5185m	>4	<1	<1	<1
Vanadium	ppm	ASTM D5185m		0	<1	0
White Metal	scalar	*Visual	NONE	NONE	NONE	NONE
Yellow Metal	scalar	*Visual	NONE	NONE	NONE	NONE

CONTAMINATION

There is no indication of any contamination in the oil.

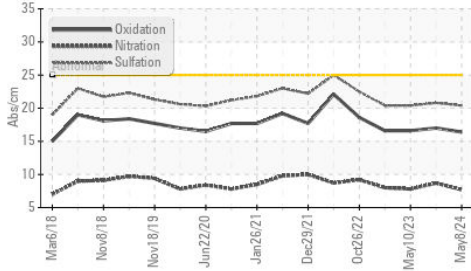
Silicon	ppm	ASTM D5185m	>30	3	4	4
Potassium	ppm	ASTM D5185m	>20	5	3	2
Fuel		WC Method	>5	<1.0	<1.0	<1.0
Water		WC Method	>0.2	NEG	NEG	NEG
Glycol		WC Method		NEG	NEG	NEG
Soot %	%	*ASTM D7844	>3	0.2	0.3	0.2
Nitration	Abs/cm	*ASTM D7624	>20	7.7	8.7	7.8
Sulfation	Abs/.1mm	*ASTM D7415	>30	20.4	20.8	20.4
Silt	scalar	*Visual	NONE	NONE	NONE	NONE
Debris	scalar	*Visual	NONE	NONE	NONE	NONE
Sand/Dirt	scalar	*Visual	NONE	NONE	NONE	NONE
Appearance	scalar	*Visual	NORML	NORML	NORML	NORML
Odor	scalar	*Visual	NORML	NORML	NORML	NORML
Emulsified Water	scalar	*Visual	>0.2	NEG	NEG	NEG

FLUID CONDITION

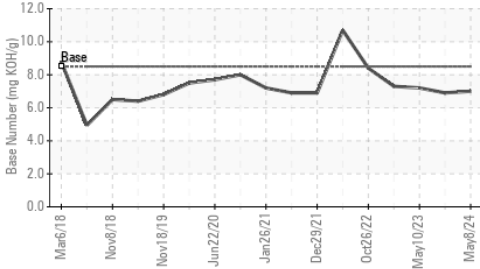
The BN result indicates that there is suitable alkalinity remaining in the oil. The condition of the oil is suitable for further service.

Sodium	ppm	ASTM D5185m		<1	1	<1
Boron	ppm	ASTM D5185m	269	153	118	159
Barium	ppm	ASTM D5185m		1	0	0
Molybdenum	ppm	ASTM D5185m	0	3	16	6
Manganese	ppm	ASTM D5185m		<1	<1	0
Magnesium	ppm	ASTM D5185m	20	46	98	39
Calcium	ppm	ASTM D5185m	1521	2175	2027	2090
Phosphorus	ppm	ASTM D5185m	948	1024	967	946
Zinc	ppm	ASTM D5185m	893	1186	1209	1156
Sulfur	ppm	ASTM D5185m		3951	3491	3819
Oxidation	Abs/.1mm	*ASTM D7414	>25	16.4	17.0	16.6
Base Number (BN)	mg KOH/g	ASTM D2896	8.5	7.0	6.9	7.2
Visc @ 100°C	cSt	ASTM D445	11.0	11.7	12.0	11.7

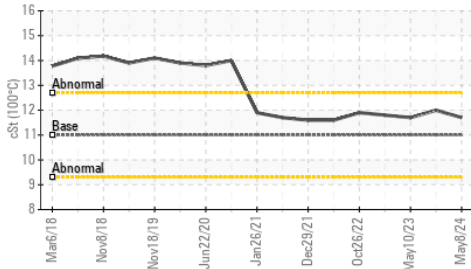
FT-IR (Direct Trend)



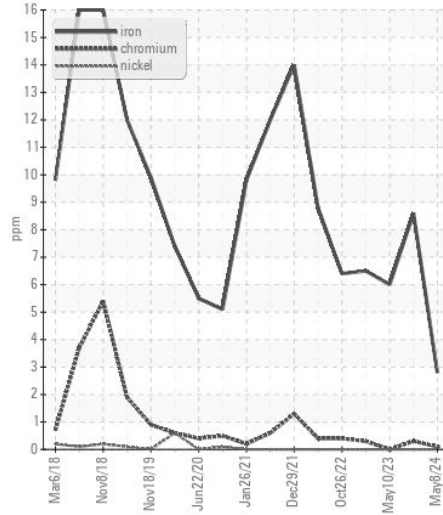
Base Number



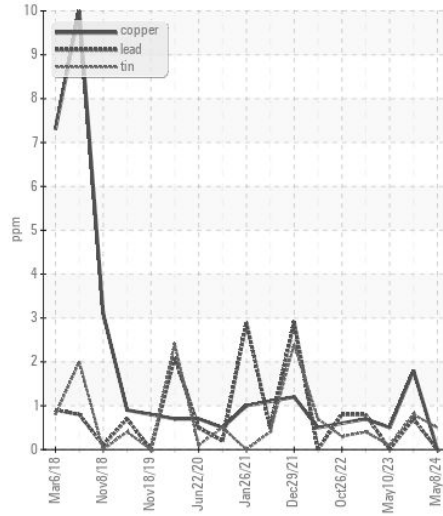
Viscosity @ 100°C



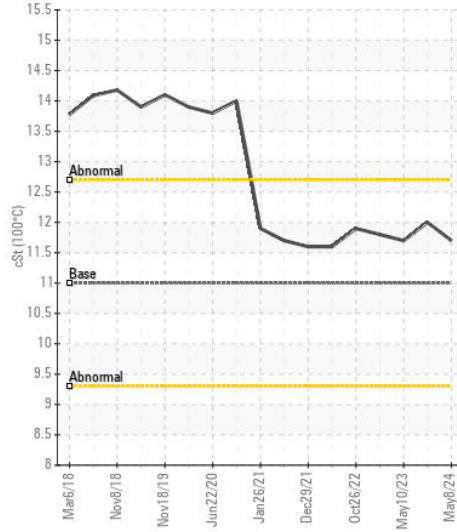
Ferrous Alloys



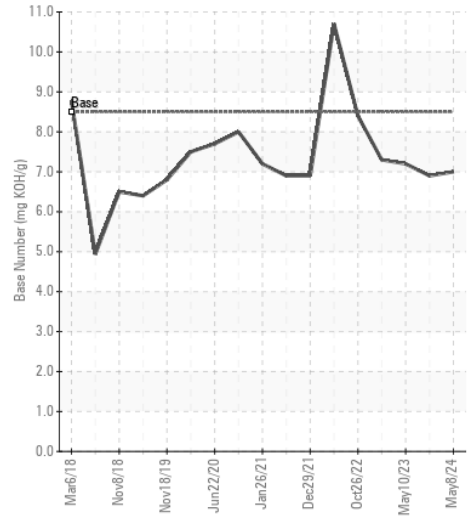
Non-ferrous Metals



Viscosity @ 100°C



Base Number



Certificate L2367

Laboratory : WearCheck USA - 501 Madison Ave., Cary, NC 27513

Sample No. : WC0909739

Lab Number : 06178457

Unique Number : 11029783

Test Package : FLEET

Received : 14 May 2024

Tested : 15 May 2024

Diagnosed : 16 May 2024 - Sean Felton

GUY M TURNER & TURNER TRANSFER

4505 SOUTH HOLDEN ROAD

GREENSBORO, NC

US 27406

Contact: ROGER HIXSON

rhixson@guyturner.com

T: (336)294-4660

F: (336)294-6644

To discuss this sample report, contact Customer Service at 1-800-237-1369.

* - Denotes test methods that are outside of the ISO 17025 scope of accreditation.

Statements of conformity to specifications are based on the simple acceptance decision rule (JCGM 106:2012)