



OIL ANALYSIS REPORT

WEAR	NORMAL
CONTAMINATION	NORMAL
FLUID CONDITION	NORMAL



Area
Store 9 - Marietta
Machine Id
JOHN DEERE 850K D-33 (S/N T0850KXCBE214718)
Component
Diesel Engine
Fluid
JOHN DEERE ENGINE OIL PLUS 50 II 15W40 (8 GAL)

RECOMMENDATION

Resample at the next service interval to monitor.

Test	UOM	Method	Limit/Abn	Current	History1	History2
Sample Number		Client Info		LEC0049422	LEC0033749	LEC0024102
Sample Date		Client Info		07 May 2024	05 Jan 2023	01 Sep 2021
Machine Age	hrs	Client Info		9366	8675	7647
Oil Age	hrs	Client Info		500	500	607
Filter Age	hrs	Client Info		500	500	607
Oil Changed		Client Info		Changed	Changed	Changed
Filter Changed		Client Info		Changed	Changed	Changed
Sample Status				NORMAL	NORMAL	ABNORMAL

WEAR

All component wear rates are normal.

Iron	ppm	ASTM D5185m	>51	33	14	37
Chromium	ppm	ASTM D5185m	>11	<1	<1	<1
Nickel	ppm	ASTM D5185m	>5	2	<1	1
Titanium	ppm	ASTM D5185m		<1	0	0
Silver	ppm	ASTM D5185m	>3	0	0	0
Aluminum	ppm	ASTM D5185m	>31	6	2	<1
Lead	ppm	ASTM D5185m	>26	0	0	<1
Copper	ppm	ASTM D5185m	>26	3	2	▲ 113
Tin	ppm	ASTM D5185m	>4	<1	0	<1
Vanadium	ppm	ASTM D5185m		<1	0	<1
White Metal	scalar	*Visual	NONE	NONE	NONE	NONE
Yellow Metal	scalar	*Visual	NONE	NONE	NONE	NONE

CONTAMINATION

There is no indication of any contamination in the oil.

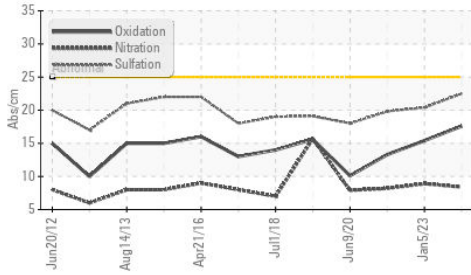
Silicon	ppm	ASTM D5185m	>120	13	6	5
Potassium	ppm	ASTM D5185m	>20	3	1	4
Fuel		WC Method	>2.1	<1.0	<1.0	<1.0
Water		WC Method	>0.21	NEG	NEG	NEG
Glycol		WC Method		NEG	0.0	NEG
Soot %	%	*ASTM D7844	>3	0.4	0.4	0.5
Nitration	Abs/cm	*ASTM D7624	>20	8.4	8.9	8.2
Sulfation	Abs/.1mm	*ASTM D7415	>30	22.5	20.4	19.8
Silt	scalar	*Visual	NONE	NONE	NONE	NONE
Debris	scalar	*Visual	NONE	NONE	NONE	NONE
Sand/Dirt	scalar	*Visual	NONE	NONE	NONE	NONE
Appearance	scalar	*Visual	NORML	NORML	NORML	NORML
Odor	scalar	*Visual	NORML	NORML	NORML	NORML
Emulsified Water	scalar	*Visual	>0.21	NEG	NEG	NEG

FLUID CONDITION

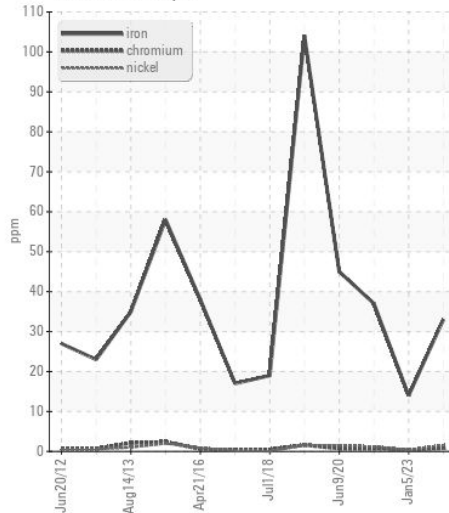
The BN result indicates that there is suitable alkalinity remaining in the oil. The condition of the oil is suitable for further service.

Sodium	ppm	ASTM D5185m	>31	7	<1	36
Boron	ppm	ASTM D5185m		532	193	112
Barium	ppm	ASTM D5185m		<1	0	0
Molybdenum	ppm	ASTM D5185m		170	118	63
Manganese	ppm	ASTM D5185m		<1	0	<1
Magnesium	ppm	ASTM D5185m		750	300	270
Calcium	ppm	ASTM D5185m		2053	1714	1806
Phosphorus	ppm	ASTM D5185m		1448	909	810
Zinc	ppm	ASTM D5185m		1737	1089	978
Sulfur	ppm	ASTM D5185m		4956	3256	2352
Oxidation	Abs/.1mm	*ASTM D7414	>25	17.6	15.4	13.3
Base Number (BN)	mg KOH/g	ASTM D2896	13.6	7.9	7.4	6.8
Visc @ 100°C	cSt	ASTM D445	15.4	14.1	14.1	14.2

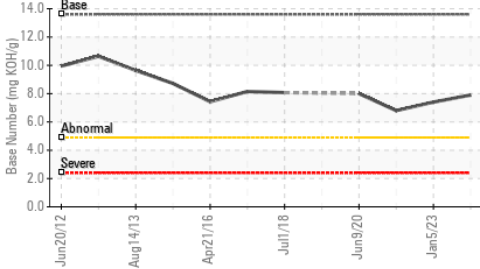
FT-IR (Direct Trend)



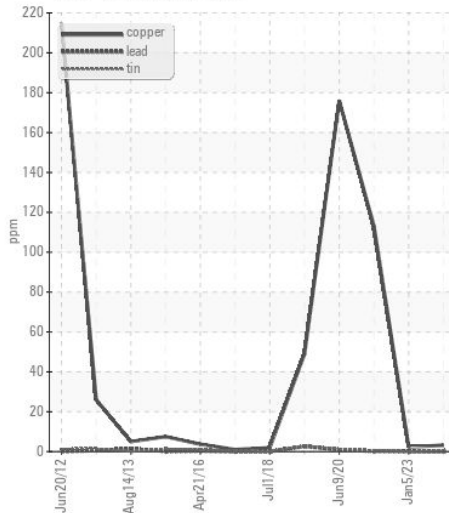
Ferrous Alloys



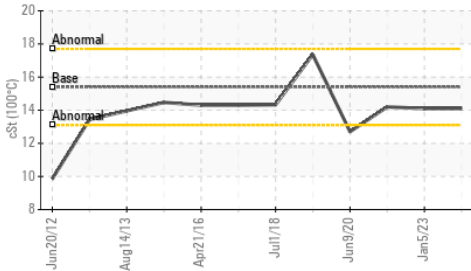
Base Number



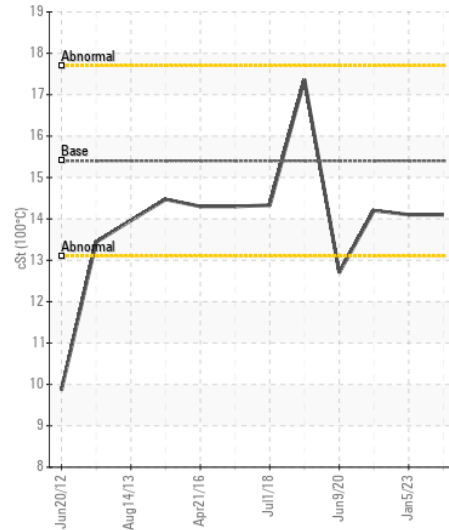
Non-ferrous Metals



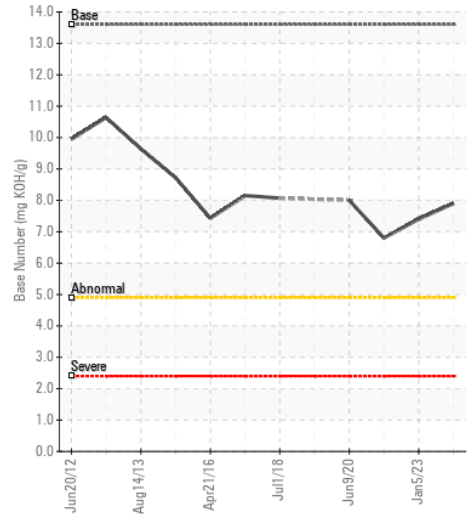
Viscosity @ 100°C



Viscosity @ 100°C



Base Number



Certificate L2367

Laboratory : WearCheck USA - 501 Madison Ave., Cary, NC 27513
Sample No. : LEC0049422 **Received** : 14 May 2024
Lab Number : 06178503 **Tested** : 15 May 2024
Unique Number : 11029829 **Diagnosed** : 16 May 2024 - Sean Felton
Test Package : CONST (Additional Tests: TBN)

APEX PIPELINE
 P.O. BOX 580
 NITRO, WV
 US 25143
 Contact: KELLY TUCKER

To discuss this sample report, contact Customer Service at 1-800-237-1369.

* - Denotes test methods that are outside of the ISO 17025 scope of accreditation.

Statements of conformity to specifications are based on the simple acceptance decision rule (JCGM 106:2012)

T: (304)204-0080
 F: (304)204-0083