



OIL ANALYSIS REPORT

WEAR	NORMAL
CONTAMINATION	NORMAL
FLUID CONDITION	NORMAL

Machine Id
846-4945
 Component
Diesel Engine
 Fluid
MOBIL DELVAC 1300 SUPER15W40 (--- QTS)

RECOMMENDATION

Resample at the next service interval to monitor.

Test	UOM	Method	Limit/Abn	Current	History1	History2
Sample Number		Client Info		RPL0020452	RPL0017989	RPL0016291
Sample Date		Client Info		07 May 2024	13 Feb 2024	02 Nov 2023
Machine Age	mls	Client Info		52530	44381	35716
Oil Age	mls	Client Info		43865	8665	35716
Filter Age	mls	Client Info		0	8665	35716
Oil Changed		Client Info		Not Changd	Not Changd	Changed
Filter Changed		Client Info		Changed	Not Changed	Changed
Sample Status				NORMAL	ATTENTION	ABNORMAL

WEAR

All component wear rates are normal.

Iron	ppm	ASTM D5185m	>90	18	12	72
Chromium	ppm	ASTM D5185m	>20	1	<1	3
Nickel	ppm	ASTM D5185m	>2	0	0	<1
Titanium	ppm	ASTM D5185m	>2	<1	<1	0
Silver	ppm	ASTM D5185m	>2	1	<1	<1
Aluminum	ppm	ASTM D5185m	>20	13	7	36
Lead	ppm	ASTM D5185m	>40	3	1	11
Copper	ppm	ASTM D5185m	>330	4	4	25
Tin	ppm	ASTM D5185m	>15	2	1	4
Vanadium	ppm	ASTM D5185m		<1	0	0
White Metal	scalar	*Visual	NONE	NONE	NONE	NONE
Yellow Metal	scalar	*Visual	NONE	NONE	NONE	NONE

CONTAMINATION

There is no indication of any contamination in the oil.

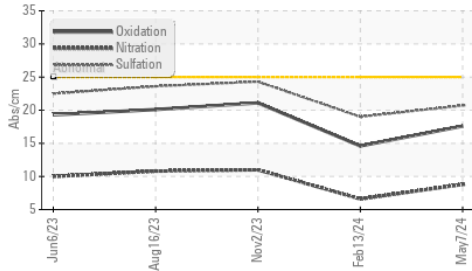
Silicon	ppm	ASTM D5185m	>25	8	7	39
Potassium	ppm	ASTM D5185m	>20	47	31	139
Fuel		WC Method	>3.0	<1.0	▲ 2.3	▲ 4.0
Water		WC Method	>0.2	NEG	NEG	NEG
Glycol		WC Method		NEG	NEG	NEG
Soot %	%	*ASTM D7844	>6	0.3	0.2	0.5
Nitration	Abs/cm	*ASTM D7624	>20	8.8	6.6	11.0
Sulfation	Abs/.1mm	*ASTM D7415	>30	20.7	19.0	24.3
Silt	scalar	*Visual	NONE	NONE	NONE	NONE
Debris	scalar	*Visual	NONE	NONE	NONE	NONE
Sand/Dirt	scalar	*Visual	NONE	NONE	NONE	NONE
Appearance	scalar	*Visual	NORML	NORML	NORML	NORML
Odor	scalar	*Visual	NORML	NORML	NORML	NORML
Emulsified Water	scalar	*Visual	>0.2	NEG	NEG	NEG

FLUID CONDITION

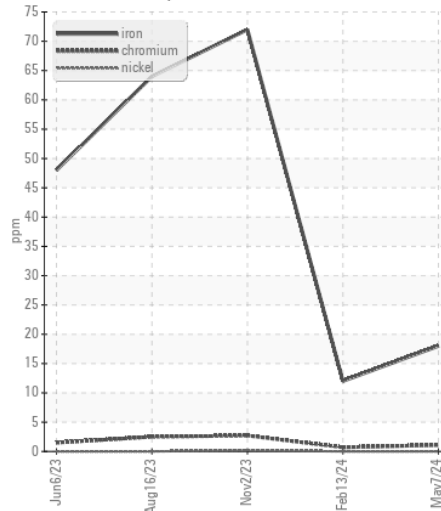
The BN result indicates that there is suitable alkalinity remaining in the oil. The condition of the oil is suitable for further service.

Sodium	ppm	ASTM D5185m		2	0	4
Boron	ppm	ASTM D5185m	0	3	4	21
Barium	ppm	ASTM D5185m	0	0	<1	3
Molybdenum	ppm	ASTM D5185m	0	59	55	19
Manganese	ppm	ASTM D5185m		<1	<1	6
Magnesium	ppm	ASTM D5185m	0	931	● 864	777
Calcium	ppm	ASTM D5185m		1128	● 974	1250
Phosphorus	ppm	ASTM D5185m		1134	927	758
Zinc	ppm	ASTM D5185m		1222	1078	905
Sulfur	ppm	ASTM D5185m		3505	3057	2744
Oxidation	Abs/.1mm	*ASTM D7414	>25	17.6	14.6	21.1
Base Number (BN)	mg KOH/g	ASTM D2896	9.4	8.3	9.2	5.1
Visc @ 100°C	cSt	ASTM D445	14	12.2	12.4	▲ 10.9

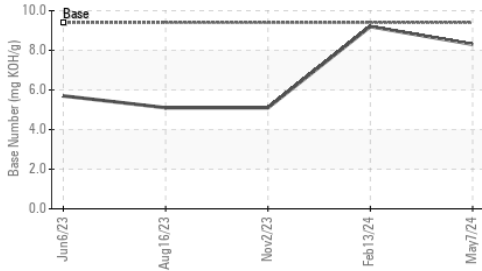
FT-IR (Direct Trend)



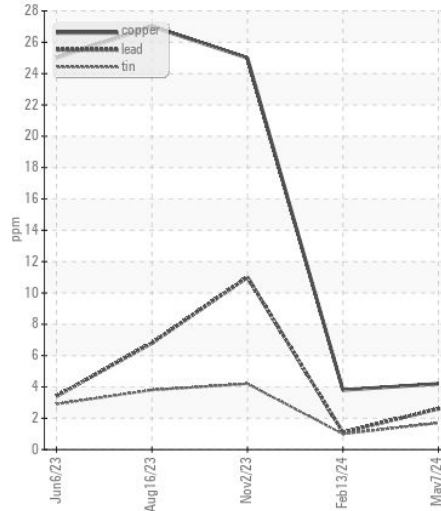
Ferrous Alloys



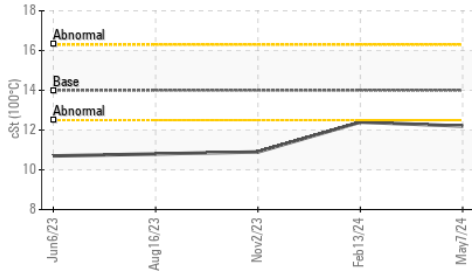
Base Number



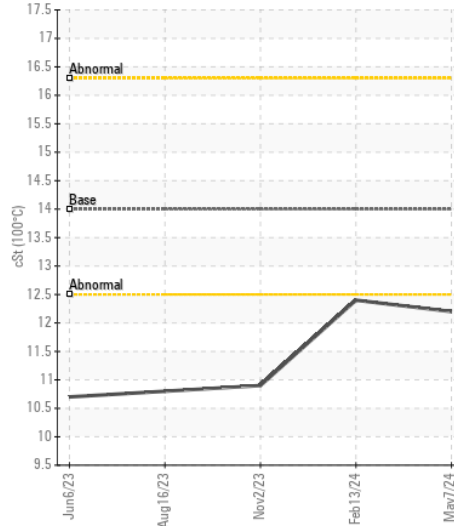
Non-ferrous Metals



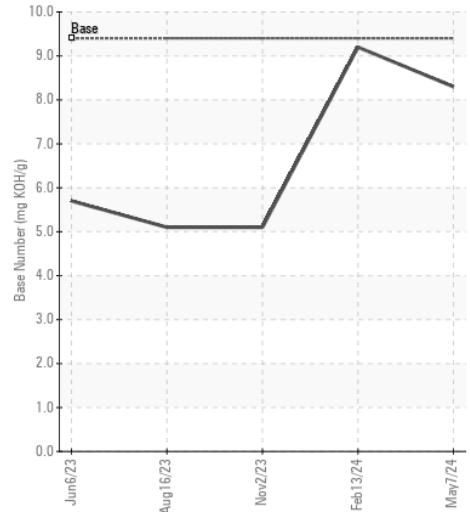
Viscosity @ 100°C



Viscosity @ 100°C



Base Number



Certificate L2367

Laboratory : WearCheck USA - 501 Madison Ave., Cary, NC 27513
Sample No. : RPL0020452
Lab Number : 06185871
Unique Number : 11042623
Test Package : FLEET

Received : 21 May 2024
Tested : 22 May 2024
Diagnosed : 23 May 2024 - Jonathan Hester

RTL PACLEASE - 7006 - Pico Rivera
 7837 Telegraph Rd
 Pico Rivera, CA
 US 90660

Contact: GERARDO CARROLA
 carrolag@rushenterprises.com

To discuss this sample report, contact Customer Service at 1-800-237-1369.

* - Denotes test methods that are outside of the ISO 17025 scope of accreditation.

Statements of conformity to specifications are based on the simple acceptance decision rule (JCGM 106:2012)

T:
F: